



SCHOOL FURNITURE

2024 - 2026



WHO WE ARE

Maani & Partners Furniture Co., a subsidiary of Maani Ventures, specializes in manufacturing and supplying three core business lines: Office furniture through **maani OFFICE CONCEPTS**, educational furniture through **maani LEARNING & COMMUNITY**, and laboratory furniture via **maani LABS**.

With 40 years of experience, the company has been driven by the vision to create a new generation of high-quality furniture systems, designed to meet the evolving needs of modern organizations.


Maani employs over 200 engineers, technicians, and skilled laborers, and collaborates with expert consultants in design, planning, and integrating ergonomic workplace solutions.

The company's commitment to international quality and environmental standards is reflected in its certifications, including BS EN ISO 9001:2008 for quality management and ISO 14001:2015 for environmental management. Additionally, the company achieves certification in accordance with FIRA standards to ensure durability and compliance with industry requirements. In laboratory furniture line maani is member in the Scientific Equipment & Furniture Association (SEFA), continues to deliver exceptional and sustainable furniture solutions.



Collaborative Learning

Think, Pair & Share



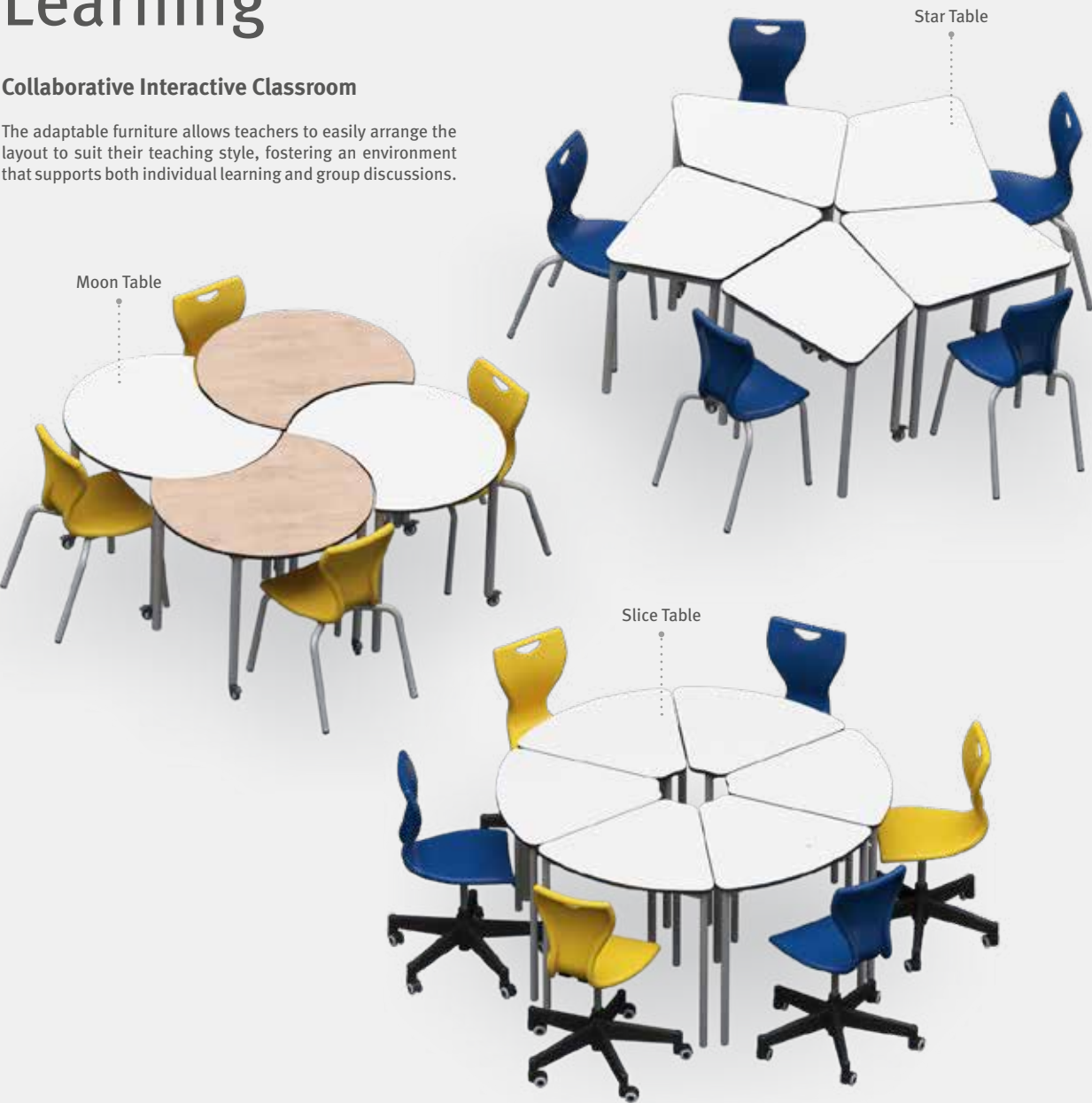
Support the Body ... Free the Mind



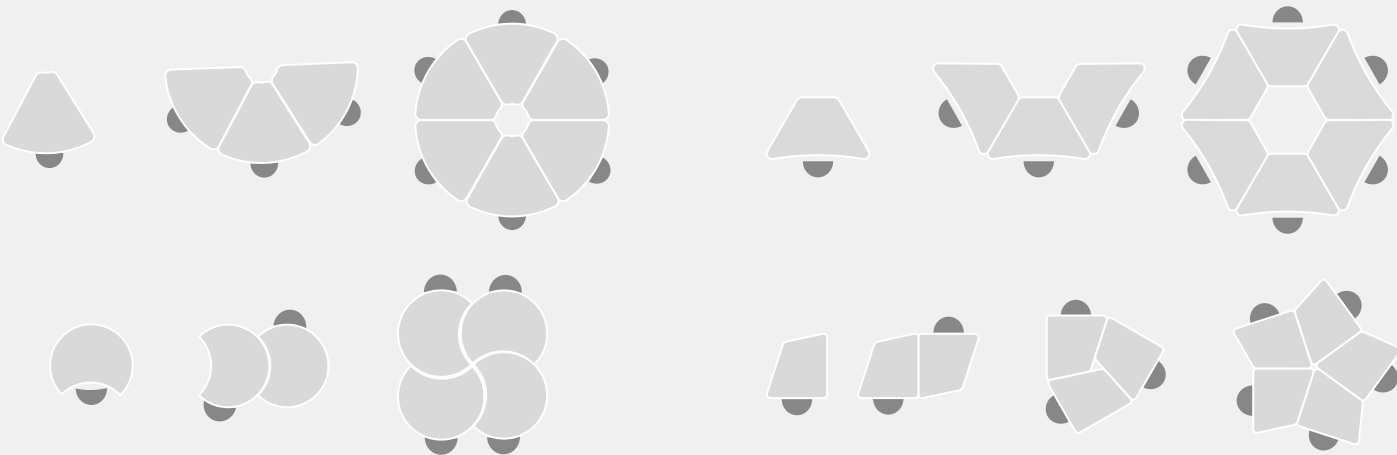
Collaborative Learning

Collaborative Interactive Classroom

The adaptable furniture allows teachers to easily arrange the layout to suit their teaching style, fostering an environment that supports both individual learning and group discussions.









Classroom Arrangement

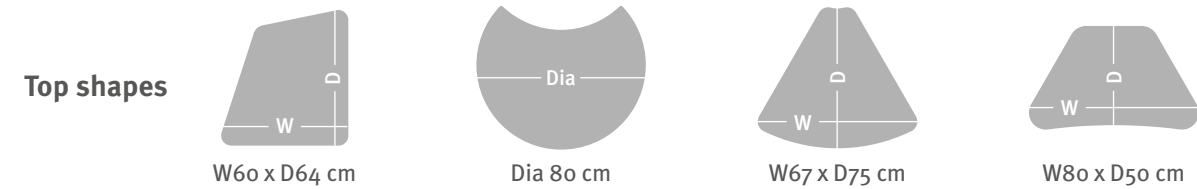


CLASSROOM FURNITURE Collaborative Tables



Series		E Class 1-2 H60 cm	I Class 3-4 H66 cm	S Class 5++ H75 cm
Star		P60C1	P60C3	P60C5
Moon		-	M70C3	M70C5
Slice		F75C1	F75C3	F75C5
	Height Adj. 	T75HA		
Trapzoidal		-	S80C3	S80C5
	Height Adj. 	T80HA		

*Hanging Hook & Wire Basket options available upon request.
*For color options, refer to pages 70-71.



Individual Learning

Ergonomically designed for optimal comfort and focus, these desks create the perfect space for students to engage in individual tasks. Their sleek and modern design fits seamlessly into today's classrooms, enhancing the personalized learning experience while promoting a dynamic and flexible educational environment.

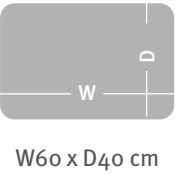
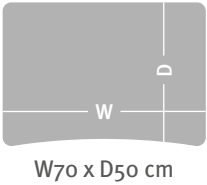
CLASSROOM FURNITURE Single Student Tables



Series		E Class 1-2 H60 cm		I Class 3-4 H66 cm		S Class 5++ H75 cm	
		W60	W70	W60	W70	W60	W70
Prime		F60C1	F70C1	F60C3	F70C3	F60C5	F70C5
EN		S60C1	-	S60C3	S70C3	S60C5	S70C5
Skid		K60C1	K70C1	K60C3	K70C3	K60C5	K70C5
Trio		T60HA	T70HA	T60HA	T70HA	T60HA	T70HA

*Hanging Hook & Wire Basket options available upon request.
*For color options, refer to pages 70-71.

Top shapes

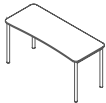




Individual Learning

Designed with ergonomics in mind, these tables offer comfortable and focused spaces for two students. With a modern and streamlined design, they fit effortlessly into contemporary classrooms, elevating the learning experience and supporting a flexible, adaptable educational environment.

CLASSROOM FURNITURE Double Student Tables



Series		E Class 1-2 H60 cm	I Class 3-4 H66 cm	S Class 5++ H75 cm
		F12C1	F12C3	F12C5
EN		-	S12C3	S12C5
Trio		T12HA		

*Hanging Hook & Wire Basket options available upon request.
*For color options, refer to pages 70-71.

Top Shape



W120 x D50 cm

CLASSROOM FURNITURE

Student Chairs - Skid Series



Size Mark	Code	Dimensions			
		Width	Depth	Seat Height	Overall Height
E Class 1-2	ENK36	37 cm	40 cm	37 cm	76 cm
I Class 3-4	ENK41	40 cm	46 cm	42 cm	81 cm
S Class 5++	ENK45	40 cm	46 cm	46 cm	85 cm

*For color options, refer to page 70.

Features

Comfort
Exceptional ergonomics, provide users an ideal sitting position

Strength
Reinforced polypropylene gives greater strength & durability

Modern Design
Streamlined curvature design for aesthetic appeal & posture

Non-slip Glides
Special End Caps with Rubber for all Floor Types

Anti-tilt
Angled rear legs to discourage user tilting

Stackable
The chair stacks easily up to 5 chairs

CLASSROOM FURNITURE

Student Chairs - EN Series



Size Mark	Code	Dimensions			
		Width	Depth	Seat Height	Overall Height
E Class 1-2	ENC36	45 cm	41 cm	36 cm	76 cm
I Class 3-4	ENC41	48 cm	56 cm	43 cm	82 cm
S Class 5++	ENC45	48 cm	56 cm	46 cm	85 cm

*For color options, refer to page 70.

Features

Comfort
Exceptional ergonomics, provide users an ideal sitting position

Strength
Reinforced polypropylene gives greater strength & durability

Modern Design
Streamlined curvature design for aesthetic appeal & posture

Non-slip Glides
Special End Caps with Rubber for all Floor Types

Anti-tilt
Angled rear legs to discourage user tilting

Stackable
The chair stacks easily up to 5 chairs

CLASSROOM FURNITURE

Student Chairs - Prime Series



Size Mark	Code	Dimensions			
		Width	Depth	Seat Height	Overall Height
KG	EN32	36 cm	38 cm	32 cm	60 cm
Class 1-2	EN36	40 cm	47 cm	36 cm	69 cm
Class 3-4	EN41	45 cm	56 cm	43 cm	82 cm
Class 5++	EN45	45 cm	56 cm	46 cm	85 cm

*For color options, refer to page 70.

Features

Comfort
Exceptional ergonomics, provide users an ideal sitting position

Strength
Reinforced polypropylene gives greater strength & durability

Modern Design
Streamlined curvature design for aesthetic appeal & posture

Stackable
The chair stacks easily up to 5 chairs

Anti-tilt
Angled rear legs to dis-courage user tilting

Environmentally Friendly
Made from fully recyclable materials

CLASSROOM FURNITURE

Multi-Purpose Chairs - EN-ONE



Size Mark	Code	Dimensions			
		Width	Depth	Seat Height	Overall Height
KG	EN-ONE3	46 cm	40 cm	35 cm	63 cm
Class 1-2	EN-ONE4	46 cm	41 cm	38 cm	66 cm
Class 3-4	EN-ONE5	50 cm	51 cm	43 cm	77 cm
Class 5++	EN-ONE6	50 cm	51 cm	46 cm	80 cm

*For color options, refer to page 70.

Features

Comfort
Exceptional ergonomics, provide users an ideal sitting position

Strength
Reinforced polypropylene gives greater strength & durability

Lightweight
Easy to move & stack due to its lightweight frame

Stackable
The chair stacks easily up to 21 chairs within a 2 metre height

Secure linking
Optional linking device to aid compliance with health & safety

Environmentally Friendly
Uses less materials than any other chair in its class, Fully recyclable

CLASSROOM FURNITURE

Multi-Purpose Stools



Design	Code	Dimensions			
		Width	Depth	Seat Height	Overall Height
<div>S</div> EN 4Leg	EN62	45 cm	56 cm	62 cm	100 cm
<div>S</div> EN Swivel	ENS50	45 cm	56 cm	39 - 51 cm	78 - 90 cm
<div>S</div> Wobbly Stool	WB01	33 cm	33 cm	40-55 cm	40-55 cm

*For color options, refer to page 70.

Features



Comfort
Exceptional ergonomics, provide users an ideal sitting position



Strength
Reinforced polypropylene gives greater strength & durability




Modern Design
Streamline curvature design for aesthetic appeal & posture



Durable
Long time quality & value



Anti-tilt
Angled rear legs to discourage user tilting



Environmentally Friendly
Made from fully recyclable materials

CLASSROOM FURNITURE

Multi-Purpose Stools



Design	Code	Dimensions			
		Width	Depth	Seat Height	Overall Height
<div>S</div> EN 4Leg	EN-One61	49 cm	49 cm	61 cm	63 cm
<div>S</div> KM 4Leg	KM62	35 cm	30 cm	62 cm	62 cm
<div>S</div> KM Cantilever	KMC62	35 cm	30 cm	62 cm	62 cm

*For color options, refer to page 70.

Features



Comfort
Exceptional ergonomics, provide users an ideal sitting position



Strength
Reinforced polypropylene gives greater strength & durability




Modern Design
Streamline curvature design for aesthetic appeal & posture



Stackable
The chair stacks easily up to 5 chairs



Anti-tilt
Angled rear legs to discourage user tilting



Environmentally Friendly
Made from fully recyclable materials

Lecture Chairs



Shell
One Piece Molded Polypropylene Shell providing ergonomic shell support & Curved Waterfall Front to ensure maximum comfort & prevents loss of circulation in the legs with Comfortable Hand Held for Lifting.



Support Frame
Strong cantilever frame design providing comfortable Posture, made of powder coated metal oval tubes.



Work Surface:
Personalized, left or right with 90° revolving feature provides freedom to change & interact in classroom & perfect fit for all students of all shapes & sizes with large work surface enough to support any learning resources.



Tablet Stand
Supporting top Selling Tablets & Smart phones in both landscape & portrait positions and still providing free space on the work surface for other materials.



Support Frame
4leg frame design providing comfortable Posture, made of powder coated metal round tubes.

CLASSROOM FURNITURE Lecture Chairs



4Leg Lecture Chair
EN45T



Cantilever Lecture Chair
ENC45T



Swivel Lecture Chair
ENS50T



Chair Design	Code	Dimensions			
		Width	Depth	Seat Height	Overall Height
EN 4Leg	EN45T	40 cm	46 cm	45 cm	82 cm
EN Cantilever	ENC45T	40 cm	46 cm	45 cm	82 cm
EN Swivel	ENS50T	40 cm	46 cm	46 - 50 cm	87 - 91 cm


*Lecture Chair comes complete with Tablet Arm, optional features can be added

Writing Tablet Options	Chair Code	EN45T	ENC45T	ENS50T
	Tablet Arm	Left or Right	Left or Right	Personalized Non Handed
	Revolving	90° Rotation	90° Rotation	180° Free Rotation
	Steel Tray	1 Each	1 Each	1 Each
	Tablet Holder	1 Each	1 Each	1 Each
	Bottom Basket	1 Each	-	-

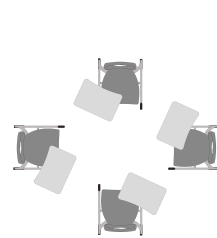
*For color options, refer to page 70.

Classroom Arrangement

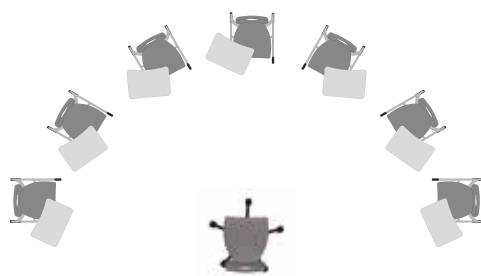
Lecture Mode



Small Project Group



Large Collaborative Group





Teacher Furniture

Teaching walls can be customized according to your space



CLASSROOM FURNITURE Teachers Tables



Top Size	Table Frame	
	Fixed Frame	Height Adjustable Frame
		
W120 x D60 cm	4208	-
W140 x D60 cm	4209	-
W76 x D60 cm	-	SL12

*Teacher table comes complete with fixing screws & cover caps, optional features can be added.

Table Options			
Drawers Unit	4210	✓	-
Metal Front Panel	4212	✓	-
Wooden Front Panel	4213	✓	-
Tablet Holder	THPL	✓	✓
CPU Holder	CPUH	✓	-
Metal Basket	MBT	-	✓
Hanging Hook	HHT	-	✓

*For color options, refer to pages 70-71.

KG Furniture



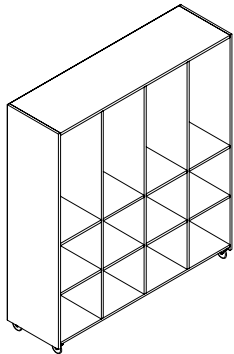
KG FURNITURE Tables



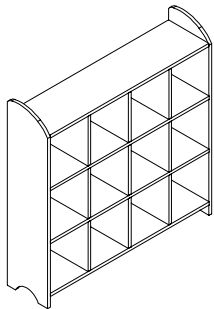
<p>Moon</p> <p>110</p> <p>4716 4740 (HA)</p>	<p>Rectangular</p> <p>60</p> <p>120</p> <p>4706 4726 (HA)</p>	<p>Half Hexagonal</p> <p>60</p> <p>120</p> <p>4708 4728 (HA)</p>	<p>Half Round</p> <p>60</p> <p>120</p> <p>4702 4722 (HA)</p>	<p>Kidney</p> <p>60</p> <p>120</p> <p>4701 4730 (HA)</p>
<p>Round</p> <p>120</p> <p>4700 4720 (HA)</p>	<p>Clover</p> <p>120</p> <p>120</p> <p>4712 4732 (HA)</p>	<p>Square</p> <p>120</p> <p>120</p> <p>4704 4724 (HA)</p>	<p>Horse Shoe</p> <p>120</p> <p>200</p> <p>4714 4734 (HA)</p>	

*KG tables are available in Fixed heights of 55 cm & Heights Adjustable (HA) of 55-75 cm.

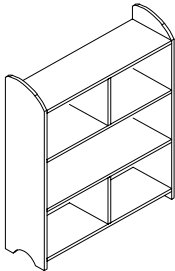
*For color options, refer to pages 70-71.



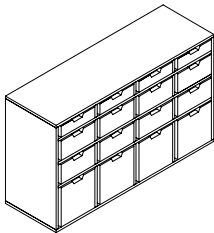
Mobile Closet
4908
W130 x D40 x H152 cm



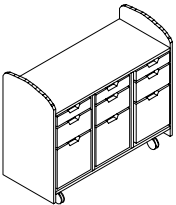
Pigeon Holes
4900
W122 x D30 x H120 cm



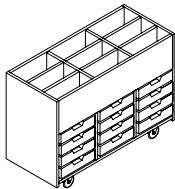
Bookcase
4902
W100 x D30 x H120 cm




Tray Cabinet
4912
W140 x D45 x H90 cm



Tray Cabinet
4906
W105 x D45 x H80 cm

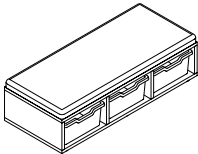


Book Display
4910
W105 x D45 x H75 cm

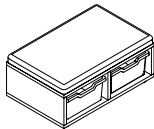


Book Display
4904
W84 x D45 x H80 cm

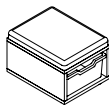
*For color options, refer to pages 70-71.



Three Seater Bench
TB45S3
W105 x D45 x H30 cm



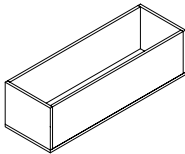
Two Seater Bench
TB45S2
W70 x D45 x H30 cm



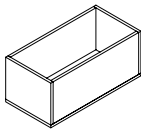
One Seater Bench
TB45S1
W35 x D45 x H30 cm



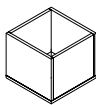
Corner Seater Bench
CB45S1
W45 x D45 x H30 cm



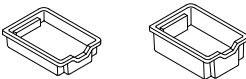
Storage Box
SB35S3
W105 x D35 x H30 cm



Storage Box
SB35S2
W70 x D35 x H30 cm



Storage Box
SB35S1
W35 x D35 x H30 cm

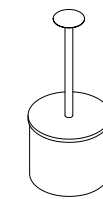


Plastic Tray
Shallow F1 Deep F2

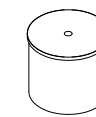
*For color options, refer to pages 70-71.



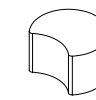
KG FURNITURE Floor Seating



Central Table - Leaf
T4050
Dia52 x H45/120 cm



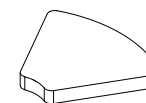
Central Table
F4050
Dia52 x H45 cm



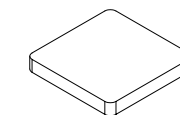
Seat
F3014
Dia50 x H32 cm



Floor Seat
F3016
Dia50 x H10 cm



Floor Seat
F4096
W96 x D75 x H10 cm



Floor Seat
F4075
W75 x D75 x H10 cm



Leaf Element
T4075
W70 x L180 cm

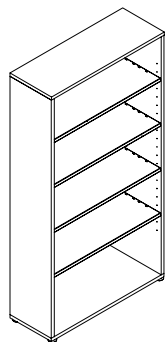
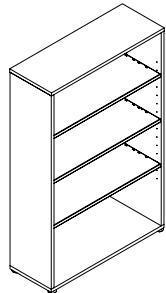
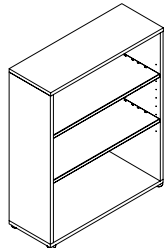
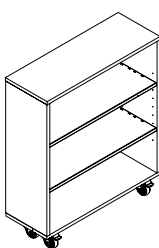
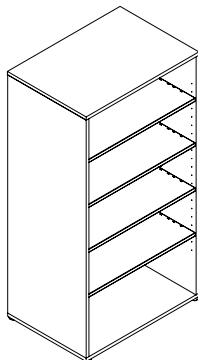
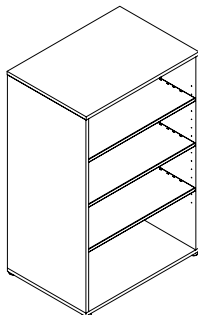
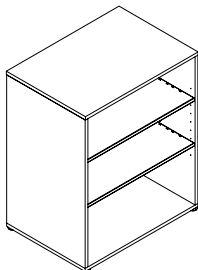
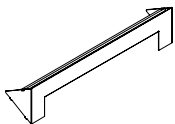
*For color options, refer to pages 70-71.

Library & Media Center



LIBRARY & MEDIA CENTER Bookcase Series



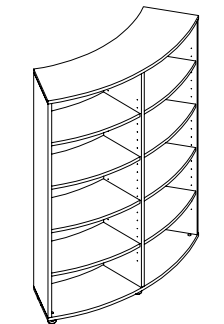
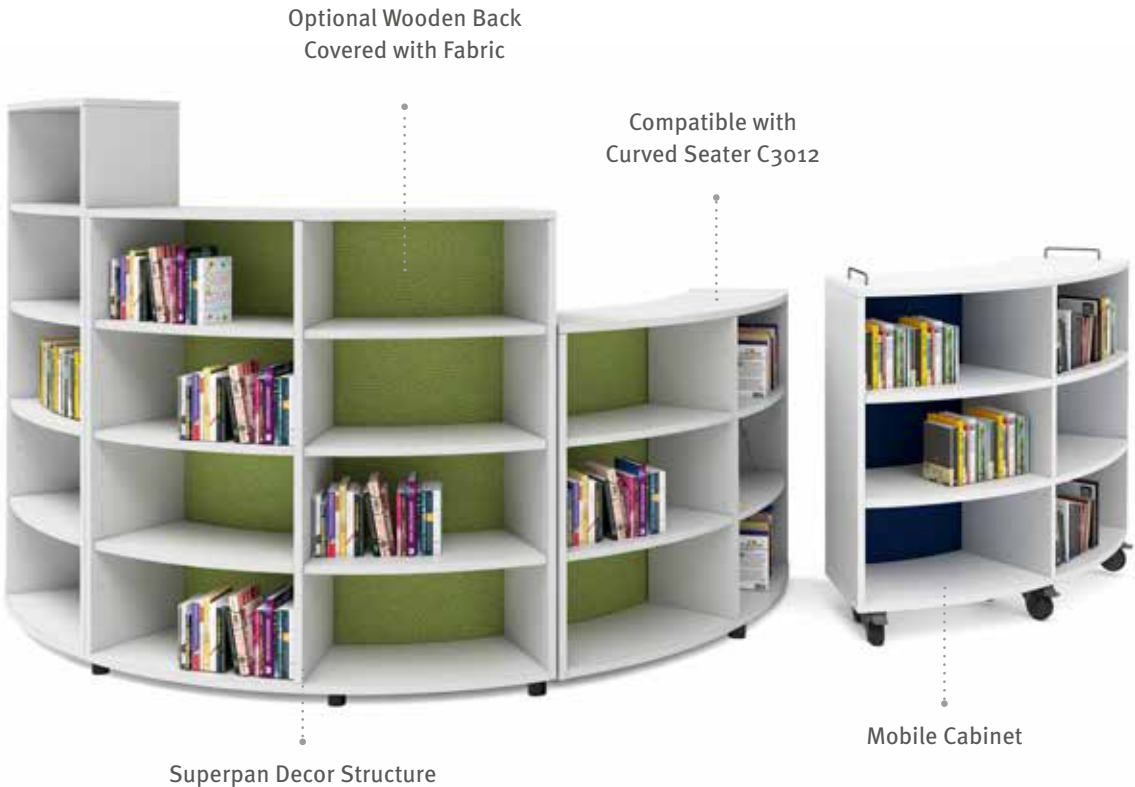
 <p>Single Sided - High S10HP W100 x D37 x H175 cm</p>	 <p>Single Sided - Medium S10MP W100 x D37 x H140 cm</p>	 <p>Single Sided - Low S10LP W100 x D37 x H114 cm</p>	 <p>Single Sided - Mobile S10LM W100 x D37 x H114 cm</p>
 <p>Double Sided - High D10HP W100 x D70 x H175 cm</p>	 <p>Double Sided - Medium D10MP W100 x D70x H140 cm</p>	 <p>Double Sided - Low D10LP W100 x D70 x H114 cm</p>	 <p>Magazine Rack MR10</p>

*For color options, refer to pages 70-71.

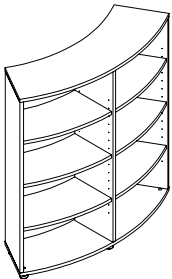
Library & Media Center



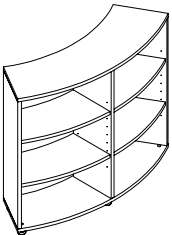
LIBRARY & MEDIA CENTER Curved Series



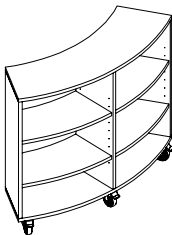
Single Sided - High
S30HP
A143 x D35 x H175 cm



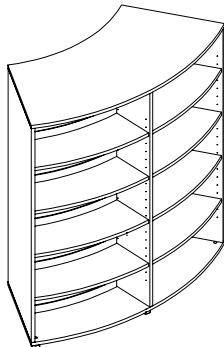
Single Sided - Medium
S30MP
A143 x D35 x H140 cm



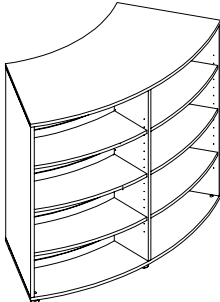
Single Sided - Low
S30LP
A143 x D35 x H114 cm



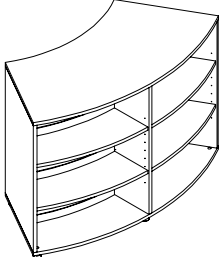
Single Sided - Mobile
S30LM
A143 x D35 x H114 cm



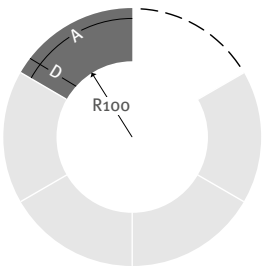
Double Sided - High
D30HP
A178 x D70 x H175 cm



Double Sided - Medium
D30MP
A178 x D70x H140 cm



Double Sided - Low
D30LP
A178 x D70 x H114 cm

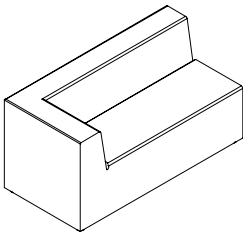


Top Shape
Double: A178 x D70 cm
Single: A143 x D35 cm

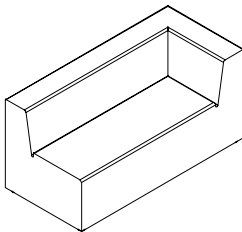
*For color options, refer to pages 70-71.

LIBRARY & MEDIA CENTER

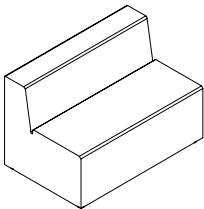
Lounge Series



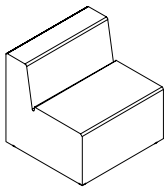
Right Corner Sofa
RC5016
W160 x D75 x H78 cm



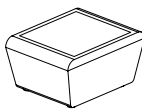
Left Corner Sofa
LC5016
W160 x D75 x H78 cm



Double Sofa
D5012
W120 x D75 x H78 cm



Single Sofa
S5080
W80 x D75 x H78 cm

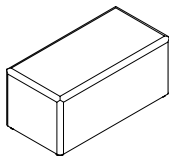


Coffee Table
CT4085
W85 x D65 x H42 cm

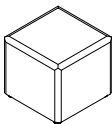
*For color options, refer to pages 71.

LIBRARY & MEDIA CENTER

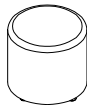
Soft Series



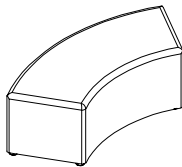
Rectangle
S3010
W100 x D50 x H46 cm



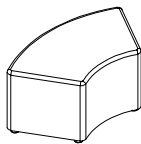
Square
S3012
W50 x D50 x H46 cm



Round
R3013
Dia50 x H46 cm



Curved Two Seater
C3011
W150 x D46 x H46 cm



Curved One Seater
C3012
W100 x D50 x H46 cm

*For color options, refer to pages 71.

Multipurpose Tables



MULTIPURPOSE TABLES Mobile Series



Top Size	Table Frame		
	Foldable Top	Foldable Top	Retractable Frame
W120 x D70 cm	-	MK12	-
W140 x D70 cm	LEO12	MK14	-
W160 x D70 cm	LEO14	MK16	-
W160 x D80 cm	-	-	LEF16
W180 x D80 cm	-	-	LEF18

*Please Refer to Color Selection Page for Color Options

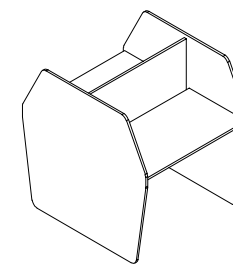
Tabel Arrangement		
Lecture Mode	Small Project Group	Large Collaborative Group

*For color options, refer to pages 70-71.

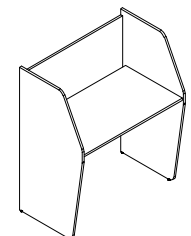
Educational Labs



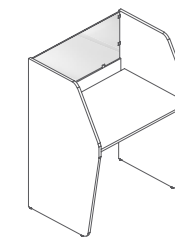
ICT FURNITURE Computer Tables



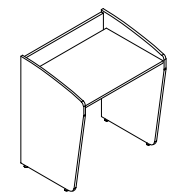
Double Computer Table
CT8oD1 - W80 x D61 x H120 cm
CT10oD1 - W100 x D61 x H120 cm



Single Computer Table
CT8oS1 - W80 x D61 x H120 cm
CT10oS1 - W100 x D61 x H120 cm



Language Table
LT8oS1 - W80 x D61 x H120 cm



Single Computer Table
CT8oS2 - W80 x D61 x H105 cm

*For color options, refer to page 71.

Lecture Mode



Experiment Mode



ICT FURNITURE
Computer Tables



Size Mark	Top Size	Student Table	
		EN	Trio
S	Class 5++		
		W80 x D50 cm	
		S8oC5	T8oHA

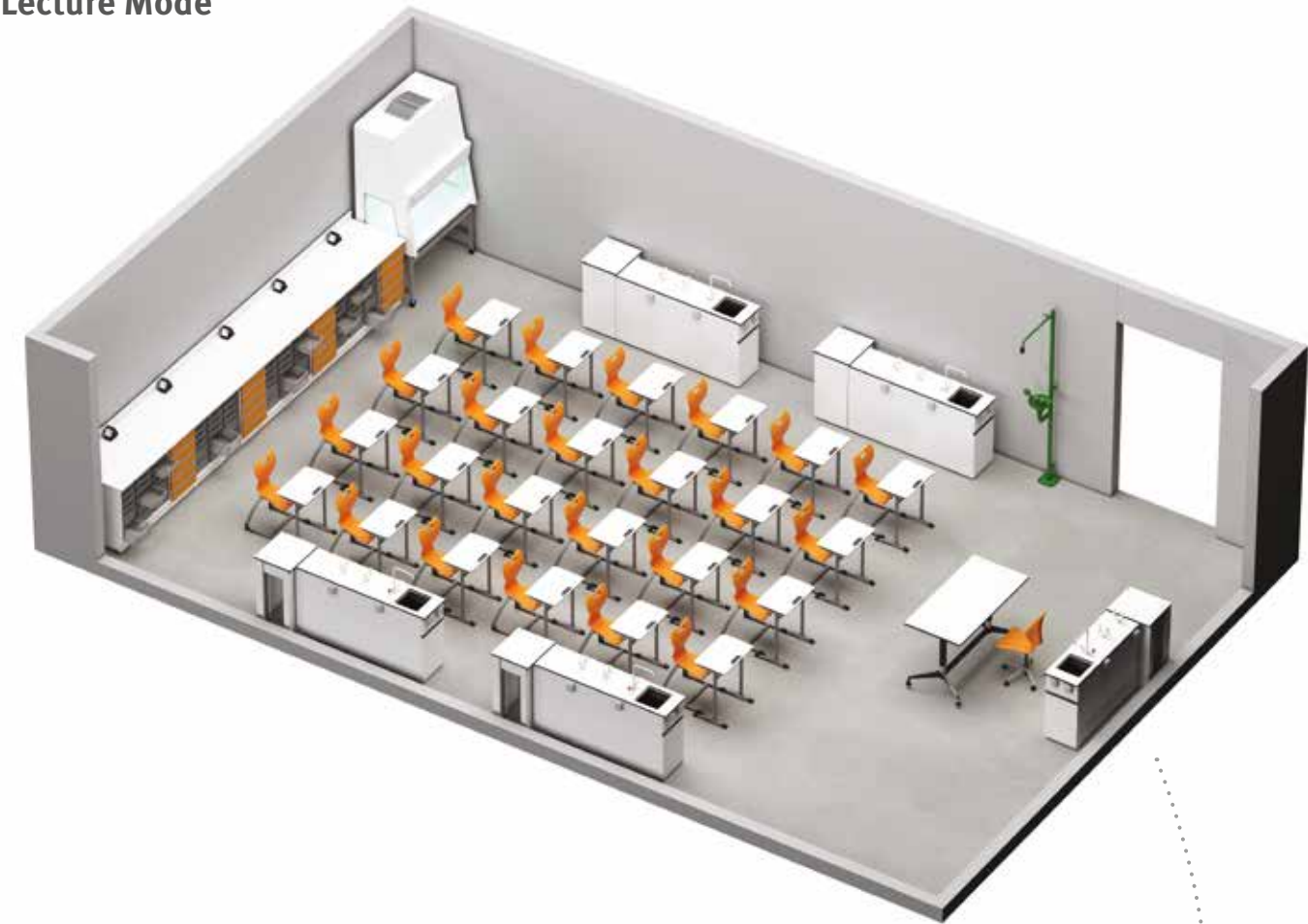
*Student tables comes complete with fixing screws & cover caps. Table options must be added

TABLE OPTIONS	Wire Basket	WBST	✓	✓
	Hanging Hook	HHST	✓	✓
	Tablet Holder	THPL	✓	✓

*Workstation comes complete with 6 student tables and service tower.

*For color options, refer to pages 70-71.

Lecture Mode



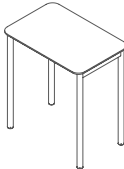


Experiment Mode



LAB FURNITURE
Science Lab



Size Mark	Top Size	Student Table			
		EN	Trio	Prime	
					
S	Class 5++	W6o x D4o cm	S6oC5	T6oHA	F6oC5
*Student tables comes complete with fixing screws & cover caps. Table options must be added					
TABLE OPTIONS	Wire Basket	WBST	✓	-	✓
	Hanging Hook	HHST	✓	✓	✓
	Tablet Holder	THPL	✓	✓	✓
	Castors	MCPP	-	-	✓

*Workstation comes complete with 6 student tables and service box.
*For color options, refer to pages 70-71.

Lab Furniture



LAB FURNITURE

Ducted Fume Hood



Hamilton Concept fume hoods feature a low flow design for effective containment at lower face velocities (60-100 FPM). Available in bench and floor-mounted models with optional sash configurations, offering ergonomic design to enhance productivity, improves visibility for safety, energy savings, and durable construction for demanding lab environments.

Innovative fume hood safety, performance and styling



Downdraft Bypass
Provides lower resistance for quieter operation.

AutoSash Passive Positioning System
The sash locks in the setup position and automatically returns to the maximum operational height when the lock is released.

Optional Combination Sash
Narrow frame profile with radiused bottom provides maximum interior visibility and minimum turbulence.



Fixed Baffle System
Factory tuned for optimal air flow, the baffle system does not require adjustments.



Low Profile Airfoil
Ergonomically designed to provide obstruction free access to the hood interior.

Secondary Trough
Additional safeguard for the containment of spills not secured by a dished work surface.



Full-Frame Construction
All panels are attached to full-perimeter steel frame members for long term strength and durability.

Chain & Sprocket Sash Support
The counterbalance system features a chain and sprocket sash support system with alignment shaft and sash leveling system.

35" High Sightline
Optimum visibility of the fume hood interior.

Features

Service Fixture Options
Choose from remote control and front loaded fixtures all with acid-resistant finishes. Interior fixtures are color coded for added safety.

Airflow Monitor/Alarm
Optional electronic safety device monitors face velocity, triggering an alarm if a dangerous level is reached.

Lighting
Located on the fume hood exterior, safely away from fumes and vapors.

Liner Material
Polyresin has low flame spread ratings, is resistant to high temperatures and meets NFPA 45 standards.


Chemical Resistant Finish
Available in 18 standard colors.

Exhaust Collar
Provides more vertical space, reduces noise levels and conserves energy by maintaining lower static pressure.

Compliance
The Concept fume hood is compliant with ASHRAE 110, UL 1805 and SEFA 1.2.

LAB FURNITURE

Ductless Fume Hood



Active Charcoal Filter

LED Lighting

Operation time counter

Control Panel

Tempered Glass Window

Electric Outlets

Topair's Polypropylene Ductless Fume Hoods provide a safe work environment for lab staff working with acids and harsh chemicals.

The electrical and mechanical components are manufactured by leading global companies, such as AAF USA. The products are **EN14175- / CE / ASHRAE 1995-110 certified.**

TopAir's Polypropylene Ductless Fume Hoods are customized to the requirements of each client.

Optional Features

PPS V2



ESD Protected



- Polypropylene structure with high chemical resistance
- Built-in sealed polypropylene worktop
- Optional stand• Easily dissembled back wall
- Tempered glass sliding front window
- Monitor displays fan's total operation time, for tracking and filter replacement purposes
- Top quality quiet fan
- Eco-friendly, cost-effective 800 LUX LED lighting separated from the work area
- Wind speed at 0.1±0.5 m/s, 20±100 FPM
- Convient front access for filter replacement
- Top filtration unit including variety of HEPA & carbon filters
- User-friendly digital control system
- EN14175- / CE / ASHRAE 1995-110 certified

























COLOR SELECTION

Student Table Top

17

Light Grey

87

Black
*Lab Grade

18

Light Grey
**Lab Grade

18 C

Grey
with color through core
**Lab Grade

Standard Metal Frame

20

Sandy Silver

Metal Frame Colors by order

14

Black

16

Grey

17

Sandy Grey

Lab Grade

22

Petal White

18

Grey

11

Black

46

Orange

60

Red

41

Dark Blue

31

Green

01

Light Blue

21

White

Seat Colors

01

Lime Green

02

Sky Blue

03

Banana Yellow

04

Cherry Red

05

Night Grey

06

Cool Grey

07

Fuchsia

08

Mandarin Orange

09

Royal Blue

<div>KG</div>	✓	✓	✓	✓		✓	✓		
<div>Class 1-2</div>	✓	✓	✓	✓		✓	✓	✓	✓
<div>Class 3-4</div>	✓	✓	✓	✓	✓	✓	✓	✓	✓
<div>Class 5++</div>	✓	✓	✓	✓	✓	✓	✓	✓	✓
<div>EN-ONE</div>	✓		✓		✓				✓

This **COLOR LIST** is just an indication; some slight variation may occur due to the limitation of the print process.



COLOR SELECTION

Fabric Colors

Black

Grey

Blue

Red

Wood Colors

Superpan Decor

48

Roble Aurora

90

Roble Colorado

91

Nogal Canaletto

56

Aluminio Arosa

24

White

HPL

31

Orange

07

Cardinal Red

34

Meadow Green

02

Light Blue

03

Evening Blue

22

White

28

Ivory

59

Light Grey

This **COLOR LIST** is just an indication; some slight variation may occur due to the limitation of the print process.



