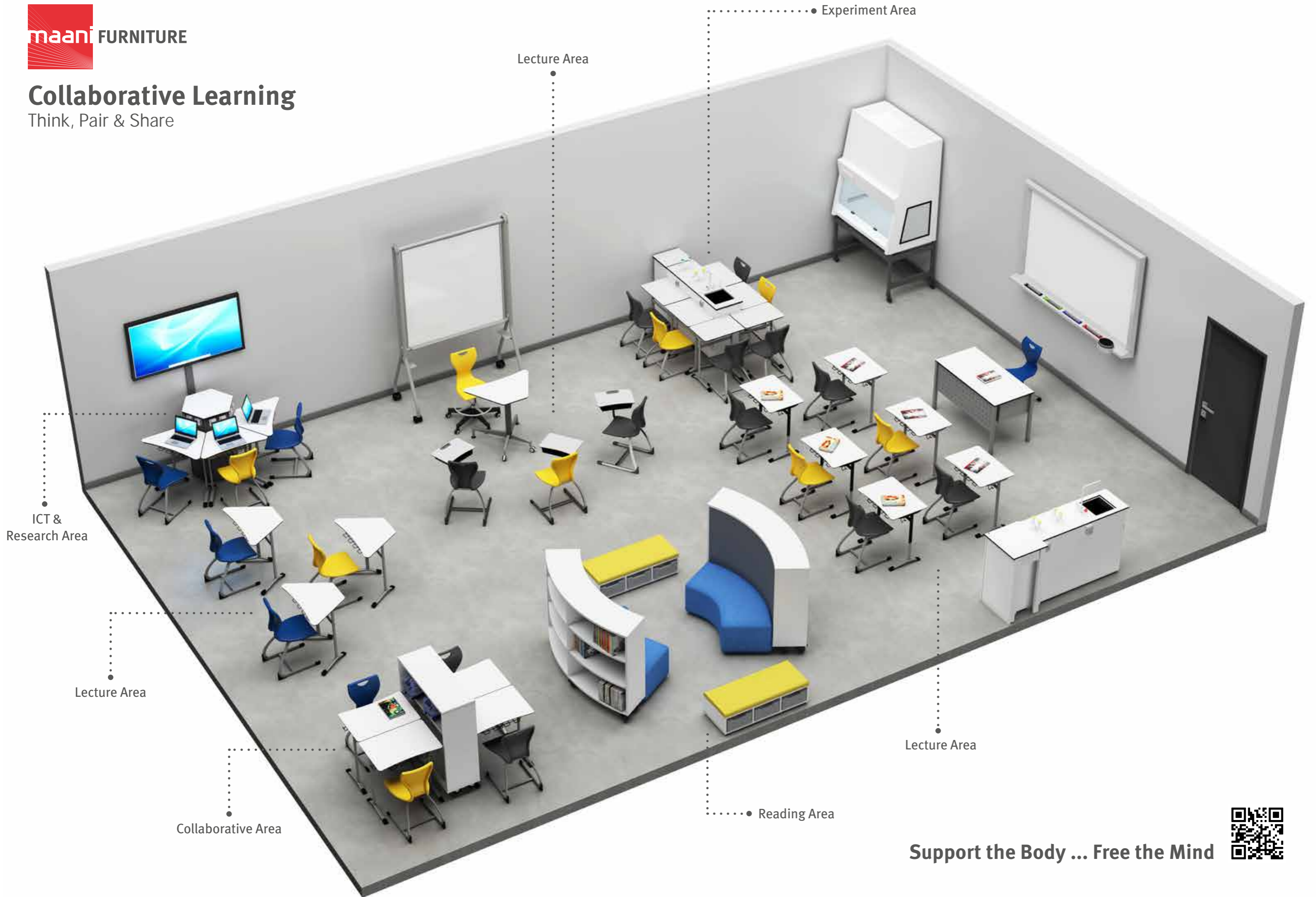


# Collaborative Learning

Think, Pair & Share



Support the Body ... Free the Mind



*Prime Series*



Size Mark	Height	Dimensions			
		W60 x D40 cm	W70 x D50 cm	W75 x D66 cm	W120 x D50 cm
<b>E</b> Class 1-2	60 cm	F60C1	-	-	F12C1
<b>I</b> Class 3-4	66 cm	F60C3	F70C3	F75C3	F12C3
<b>S</b> Class 5++	75 cm	F60C5	F70C5	F75C5	F12C5

\*Student tables comes complete with fixing screws & cover caps. Table options must be added.

Table Options	Code	W60 x D40 cm	W70 x D50 cm	W75 x D66 cm	W120 x D50 cm
Wire Basket	WBST	✓	✓	✓	✓
Hanging Hook	HHST	✓	✓	✓	✓
Tablet Holder	THPL	✓	✓	✓	✓
Castors	MCP	✓	-	✓	-

\*Please Refer to Color Selection Page for Color Options

**Classroom Arrangement**



*Trio Series*



Size Mark	Height	Dimensions			
		W60 x D40 cm	W70 x D50 cm	W80 x D50 cm	W120 x D50 cm
<b>Class 1-5++</b>	60-75 cm	TS60HA	TS70HA	TS80HA	TD12HA

\*Student tables comes complete with fixing screws & cover caps. Table options must be added.

Table Options	Code	W60 x D40 cm	W70 x D50 cm	W80 x D50 cm	W120 x D50 cm
Wire Basket	WBST	-		✓	✓
Hanging Hook	HHST	✓		✓	✓
Tablet Holder	THPL	✓		✓	✓
Castors	MCP	✓		✓	-

\*Please Refer to Color Selection Page for Color Options

**Classroom Arrangement**



*EN Series*



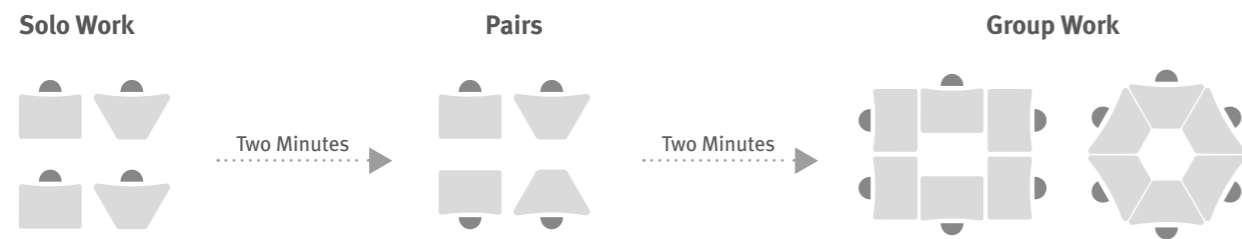
Size Mark	Height	Dimensions			
		W60 x D40 cm	W70 x D50 cm	W80 x D50 cm	W120 x D50 cm
<b>Class 1-5++</b>	60-75 cm	S60HA	S70HA	S80HA	D12HA

\*Student tables comes complete with fixing screws & cover caps. Table options must be added.

Table Options		W60 x D40 cm	W70 x D50 cm	W80 x D50 cm	W120 x D50 cm
Art Tray	ATPP	-	✓	-	✓
Wire Basket	WBST	✓	✓	✓	✓
Hanging Hook	HHST	✓	✓	✓	✓
Tablet Holder	THPL	✓	✓	✓	✓

\*Please Refer to Color Selection Page for Color Options

**Classroom Arrangement**



*EN Plus Series*



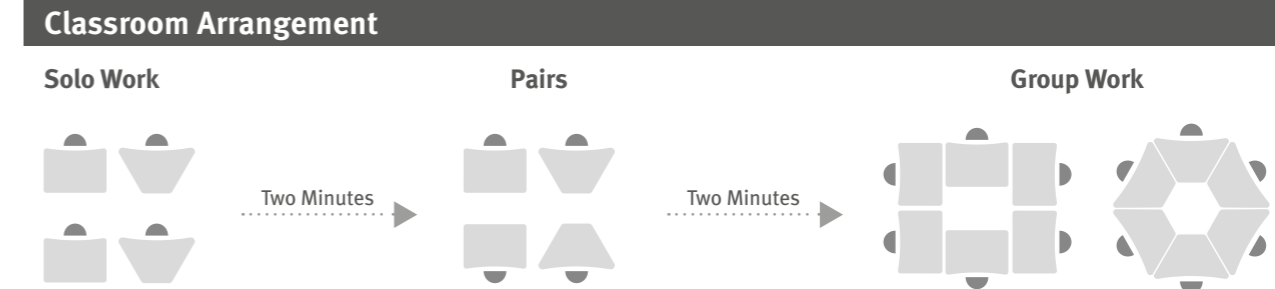
Size Mark	Height	Dimensions			
		W60 x D40 cm	W70 x D50 cm	W80 x D50 cm	W120 x D50 cm
<b>Class 1-2</b>	60 cm	S60C1	-	-	-
<b>Class 3-4</b>	66 cm	S60C3	S70C3	S80C3	D12C3
<b>Class 5++</b>	75 cm	S60C5	S70C5	S80C5	D12C5

\*Student tables comes complete with fixing screws & cover caps. Table options must be added.

Table Options		W60 x D40 cm	W70 x D50 cm	W80 x D50 cm	W120 x D50 cm
Art Tray	ATPP	-	-	✓	✓
Wire Basket	WBST	✓	✓	✓	✓
Hanging Hook	HHST	✓	✓	✓	✓
Tablet Holder	THPL	✓	✓	✓	✓

\*Please Refer to Color Selection Page for Color Options

**Classroom Arrangement**



*Skid Series*



Size Mark	Height	Dimensions	
		W60 x D40 cm	W70 x D50 cm
<b>E</b> Class 1-2	60 cm	K60C1	-
<b>L</b> Class 3-4	66 cm	K60C3	K70C3
<b>S</b> Class 5++	75 cm	K60C5	K70C5

\*Student tables comes complete with fixing screws & cover caps. Table options must be added.

Table Options	Code	W60 x D40 cm	W70 x D50 cm
Art Tray	ATPP	-	-
Wire Basket	WBST	✓	✓
Hanging Hook	HHST	✓	✓
Tablet Holder	THPL	✓	✓

\*Please Refer to Color Selection Page for Color Options

**Classroom Arrangement**

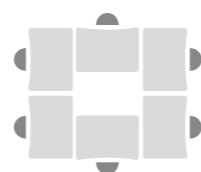
**Solo Work**



**Pairs**



**Group Work**

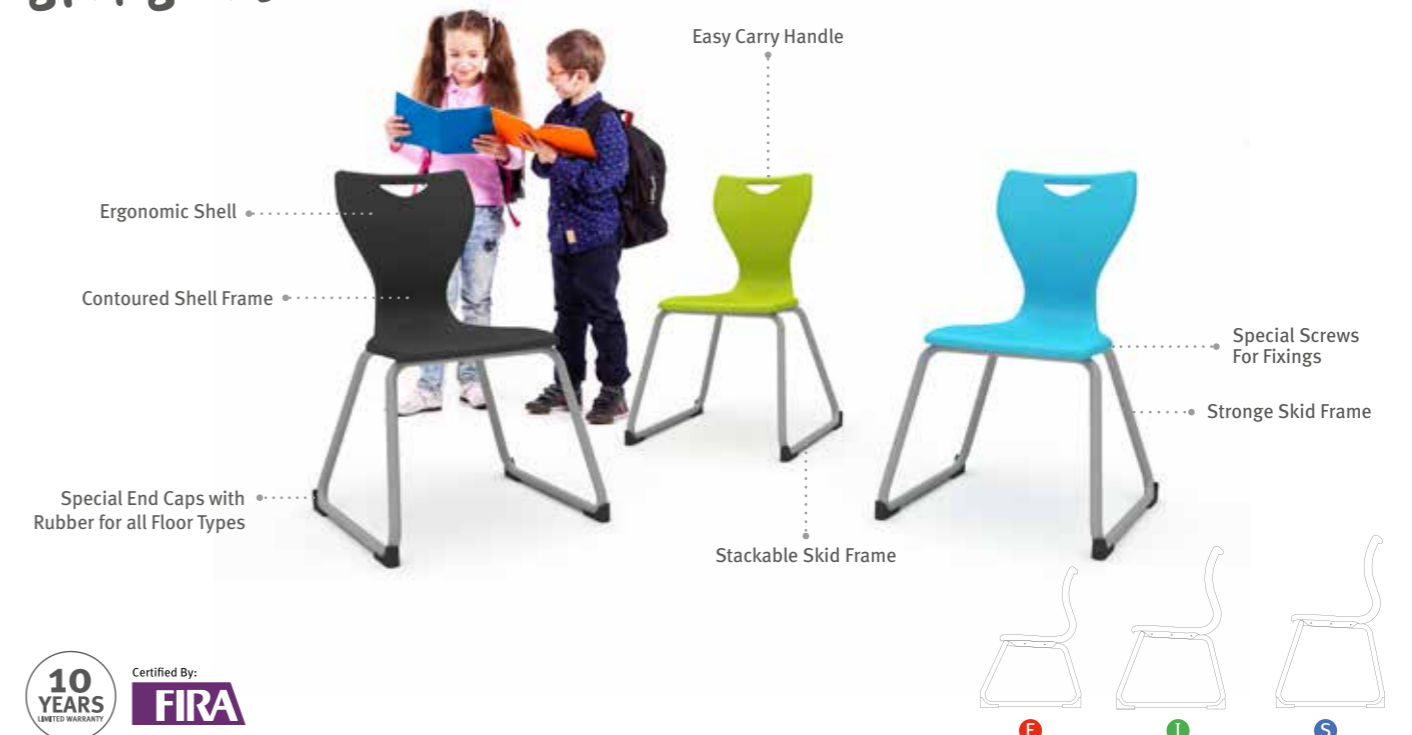


Two Minutes

Two Minutes



*Skid Series*



Size Mark	Code	Dimensions			
		Width	Depth	Seat Height	Overall Height
<b>E</b> Class 1-2	ENK36	37 cm	40 cm	37 cm	76 cm
<b>L</b> Class 3-4	ENK41	40 cm	46 cm	42 cm	81 cm
<b>S</b> Class 5++	ENK45	40 cm	46 cm	46 cm	85 cm

\*Please Refer to Color Selection Page for Color Options

Description	
<b>Design</b>	Stackable - Skid Frame
<b>Shell</b>	One Piece Molded Polypropylene Shell
<b>Frame</b>	Powder Coated Metal Round tubes

**Features**



**Comfort**  
Exceptional ergonomics, provide users an ideal sitting position



**Strength**  
Re-inforced polypropylene gives greater strength & durability



**Non-slip Glides**  
Special End Caps with Rubber for all Floor Types



**Lightweight**  
Easy to move and stack due to its lightweight frame



**Anti-tilt**  
Angled rear legs to dis-courage user tilting



**Durable**  
Long time quality and value



# Classroom Furniture

## Student Chairs

### EN Series



Size Mark	Code	Dimensions			
		Width	Depth	Seat Height	Overall Height
<b>K</b> KG	-	-	-	-	-
<b>E</b> Class 1-2	ENC36	45 cm	41 cm	36 cm	76 cm
<b>I</b> Class 3-4	ENC41	48 cm	56 cm	43 cm	82 cm
<b>S</b> Class 5++	ENC45	48 cm	56 cm	46 cm	85 cm

\*Please Refer to Color Selection Page for Color Options

Description	
<b>Design</b>	Stackable - Cantilever Frame
<b>Shell</b>	One Piece Molded Polypropylene Shell
<b>Frame</b>	Powder Coated Metal Oval tubes

### Features

- Comfort** Exceptional ergonomics, provide users an ideal sitting position
- Strength** Re-inforced polypropylene gives greater strength & durability
- Modern Design** Streamlined curvature design for aesthetic appeal and posture
- Stackable** The chair stacks easily up to 5 chairs
- Anti-tilt** Angled rear legs to discourage user tilting
- Environmentally Friendly** Made from fully recyclable materials



# Classroom Furniture

## Student Chairs

### Prime Series



Size Mark	Code	Dimensions			
		Width	Depth	Seat Height	Overall Height
<b>K</b> KG	EN32	36 cm	38 cm	32 cm	60 cm
<b>E</b> Class 1-2	EN36	40 cm	47 cm	36 cm	69 cm
<b>I</b> Class 3-4	EN41	45 cm	56 cm	43 cm	82 cm
<b>S</b> Class 5++	EN45	45 cm	56 cm	46 cm	85 cm

\*Please Refer to Color Selection Page for Color Options

Description	
<b>Design</b>	Stackable - Four Leg Frame
<b>Shell</b>	One Piece Molded Polypropylene Shell
<b>Frame</b>	Powder Coated Metal Round tubes

### Features


- Comfort** Exceptional ergonomics, provide users an ideal sitting position
- Strength** Re-inforced polypropylene gives greater strength & durability
- Modern Design** Streamlined curvature design for aesthetic appeal and posture
- Stackable** The chair stacks easily up to 5 chairs
- Anti-tilt** Angled rear legs to discourage user tilting
- Environmentally Friendly** Made from fully recyclable materials



# Classroom Furniture

## Multi-Purpose Chairs

### EN-ONE



Size Mark	Code	Dimensions			
		Width	Depth	Seat Height	Overall Height
<b>K</b> KG	EN-ONE3	46 cm	40 cm	35 cm	63 cm
<b>E</b> Class 1-2	EN-ONE4	46 cm	41 cm	38 cm	66 cm
<b>I</b> Class 3-4	EN-ONE5	50 cm	51 cm	43 cm	77 cm
<b>S</b> Class 5++	EN-ONE6	50 cm	51 cm	46 cm	80 cm

\*Please Refer to Color Selection Page for Color Options

Description	
<b>Design</b>	Stackable - Four Leg Frame
<b>Chair</b>	One-Piece Reinforced Polypropylene
<b>Storage Trolley</b>	Optional Powder Coated Metal Trolley

### Features

**Comfort**  
Exceptional ergonomics, provide users an ideal sitting position

**Strength**  
Re-inforced polypropylene gives greater strength & durability

**Lightweight**  
Easy to move and stack due to its lightweight frame

**Stackable**  
The chair stacks easily up to 21 chairs within a 2 metre height

**Secure linking**  
Optional linking device to aid compliance with health and safety

**Environmentally Friendly**  
Uses less materials than any other chair in its class, Fully recyclable



# Classroom Furniture

## Teachers Tables



Top Shape	Top Size	Table Frame		
		Fixed Frame	Height Adjustable Frame	Height Adjustable Frame
Rectangular	W120 x D60 cm	4208	-	-
	W140 x D60 cm	4209	MI-14	-
Trapezoidal	W83 x D55 cm	-	-	MI29

\*Teacher table comes complete with fixing screws & cover caps. Table options must be added.

Table Options	Code	Fixed Frame	Height Adjustable Frame	Height Adjustable Frame
Drawers Unit	4210	✓	-	-
Metal Front Panel	4212	✓	-	-
Wooden Front Panel	4213	✓	-	-
Tablet Holder	THPL	✓	✓	✓
CPU Holder	CPST	✓	-	-
Open Shelf	OSST	-	-	✓

\*Please Refer to Color Selection Page for Color Options

Description	
<b>Table Top</b>	Superpan Decor or Compact Laminate
<b>Frame</b>	Metal Frame
<b>Front Panel</b>	Superpan Decor or Perforated Metal Sheet





**Support Frame**  
Strong cantilever frame design providing comfortable Posture, made of powder coated metal oval tubes.



**Shell**  
One Piece Molded Polypropylene Shell providing ergonomic shell support & Curved Waterfall Front to ensure maximum comfort & prevents loss of circulation in the legs with Comfortable Hand Held for Lifting.

**Work Surface:**  
Personalized, left or right with 90° revolving feature provides freedom to change & interact in classroom & perfect fit for all students of all shapes & sizes with large work surface enough to support any learning resources.

**Tablet Stand**  
Supporting top Selling Tablets & Smart phones in both landscape & portrait positions and still providing free space on the work surface for other materials.



**Support Frame**  
4leg frame design providing comfortable Posture, made of powder coated metal round tubes.



## Classroom Furniture Lecture Chairs



**4Leg Lecture Chair**  
EN45T



**Cantilever Lecture Chair**  
ENC45T



**Swivel Lecture Chair**  
ENS50T



Chair Design	Code	Dimensions			
		Width	Depth	Seat Height	Overall Height
EN 4Leg	EN45T	40 cm	46 cm	45 cm	82 cm
EN Cantilever	ENC45T	40 cm	46 cm	45 cm	82 cm
EN Swivel	ENS50	40 cm	46 cm	46 - 50 cm	87 - 91 cm

\*Lecture Chair comes complete with Tablet Arm, optional features can be added

Writing Tablet Options	Chair Code	EN45T	ENC45T	ENS50T
Tablet Arm		Left or Right	Left or Right	Personalized Non Handed
Revolving		90° Rotation	90° Rotation	180° Free Rotation
Steel Tray		1 Each	1 Each	1 Each
Tablet Holder		1 Each	1 Each	1 Each
Bottom Basket		1 Each	-	-

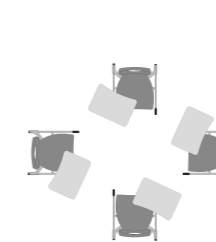
\*Please Refer to Color Selection Page for Color Options

### Classroom Arrangement

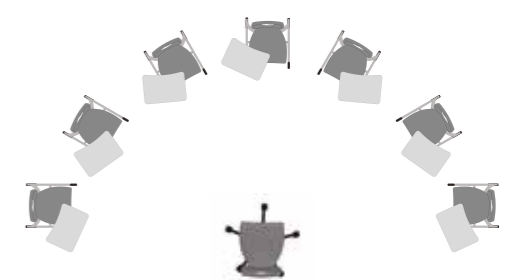
#### Lecture Mode



#### Small Project Group



#### Large Collaborative Group





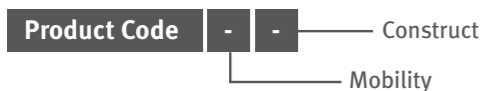
*Bookcase Series - Single Sided*



Product Code	Height	No. of Shelves	Book Capacity	Mobility		Over All Size (cm)
				Fixed	Mobile	
<b>S10L</b>	Low	3	60 - 90	P	M	W100 x D37 x H114
<b>S10M</b>	Medium	4	90 - 120	P	-	W100 x D37 x H140
<b>S10H</b>	High	5	120 - 150	P	-	W100 x D37 x H175

Description	
Shelves	Metal
Frame	Wood
Back	Wooden back with Fabric Cover *Optional

\* To complete your order; Add two suffix at the end of product code for cabinet mobility & construction



*Bookcase Series - Double Sided*



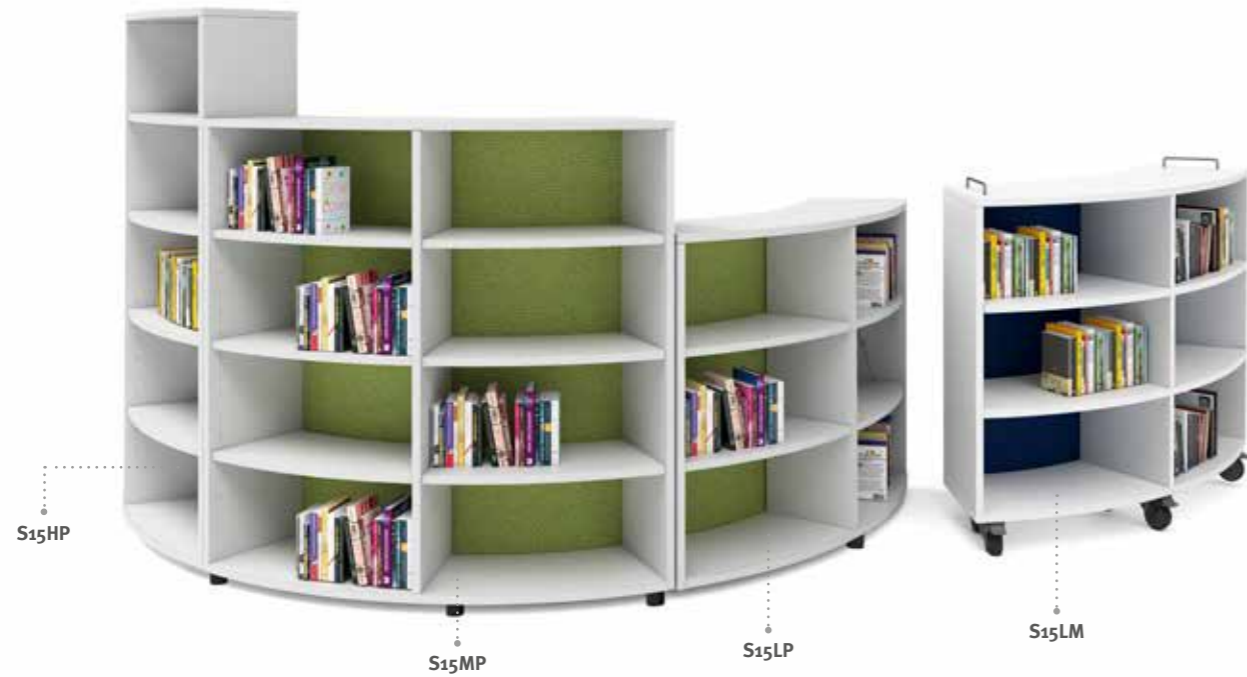
Product Code	Height	No. of Shelves	Book Capacity	Mobility		Over All Size (cm)
				Fixed	Mobile	
<b>D10L</b>	Low	6	150 - 180	P	-	W100 x D70 x H114
<b>D10M</b>	Medium	8	210 - 240	P	-	W100 x D70 x H140
<b>D10H</b>	High	10	270 - 300	P	-	W100 x D70 x H175

Description	
Shelves	Metal
Frame	Wood
Back	Wooden back with Fabric Cover *Optional

\* To complete your order; Add two suffix at the end of product code for cabinet mobility & construction



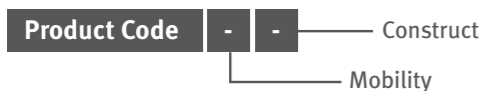
### Curved Series - Single Sided



Product Code	Height	No. of Shelves	Book Capacity	Mobility		Over All Size (cm)
				Fixed	Mobile	
S15L	Low	3	120 - 150	P	M	W150 x D37 x H114
S15M	Medium	4	170 - 200	P	-	W150 x D37 x H140
S15H	High	5	220 - 250	P	-	W150 x D37 x H175

Description	
Shelves	Wood
Frame	Wood
Back	Wooden back with Fabric Cover *Optional

\* To complete your order; Add two suffix at the end of product code for cabinet mobility & construction



### Curved Series - Double Sided



Product Code	Height	No. of Shelves	Book Capacity	Mobility		Over All Size (cm)
				Fixed	Mobile	
D15L	Low	6	270 - 300	P	-	W150 x D70 x H114
D15M	Medium	8	370 - 400	P	-	W150 x D70 x H140
D15H	High	10	470 - 500	P	-	W150 x D70 x H175

Description	
Shelves	Wood
Frame	Wood
Back	Wooden back with Fabric Cover *Optional

\* To complete your order; Add two suffix at the end of product code for cabinet mobility & construction



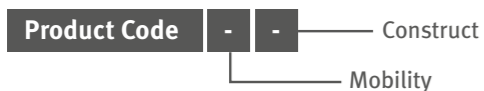
## Magazine Series - Single Sided



Product Code	Height	No. of Shelves	Book Capacity	Mobility		Over All Size (cm)
				Fixed	Mobile	
S2oL	Low	3	12 - 15	P	M	W100 x D37 x H114
S2oM	Medium	4	15 - 20	P	-	W100 x D37 x H140
S2oH	High	5	20 - 25	P	-	W100 x D37 x H175

Description	
Shelves	Metal
Frame	Wood
Back	Wooden back with Fabric Cover *Optional

\* To complete your order; Add two suffix at the end of product code for cabinet mobility & construction



## Magazine Series - Double Sided



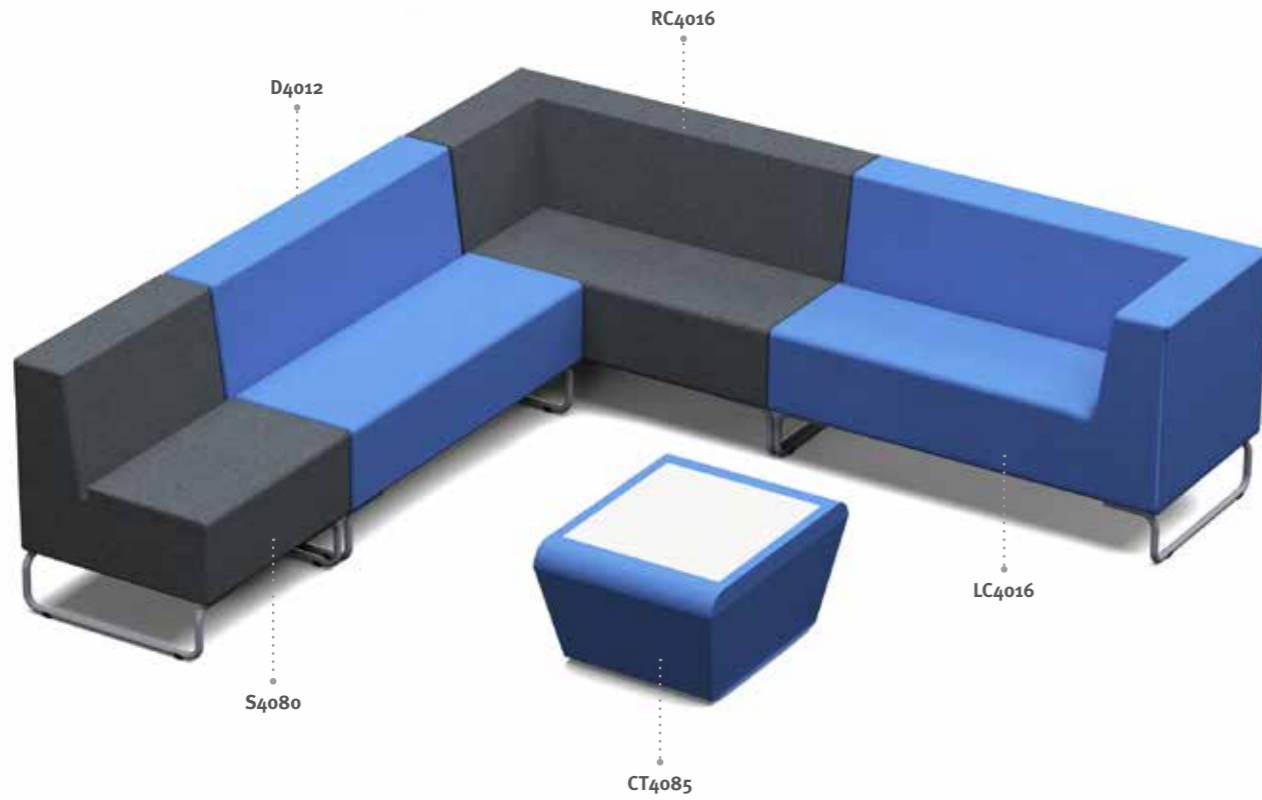
Product Code	Height	No. of Shelves	Book Capacity	Mobility		Over All Size (cm)
				Fixed	Mobile	
D2oL	Low	6	24 - 30	P	-	W100 x D70 x H114
D2oM	Medium	8	30 - 40	P	-	W100 x D70 x H140
D2oH	High	10	40 - 50	P	-	W100 x D70 x H175

Description	
Shelves	Metal
Frame	Wood
Back	Wooden back with Fabric Cover *Optional

\* To complete your order; Add two suffix at the end of product code for cabinet mobility & construction



*Lounge Series*



**Soft Series Options**



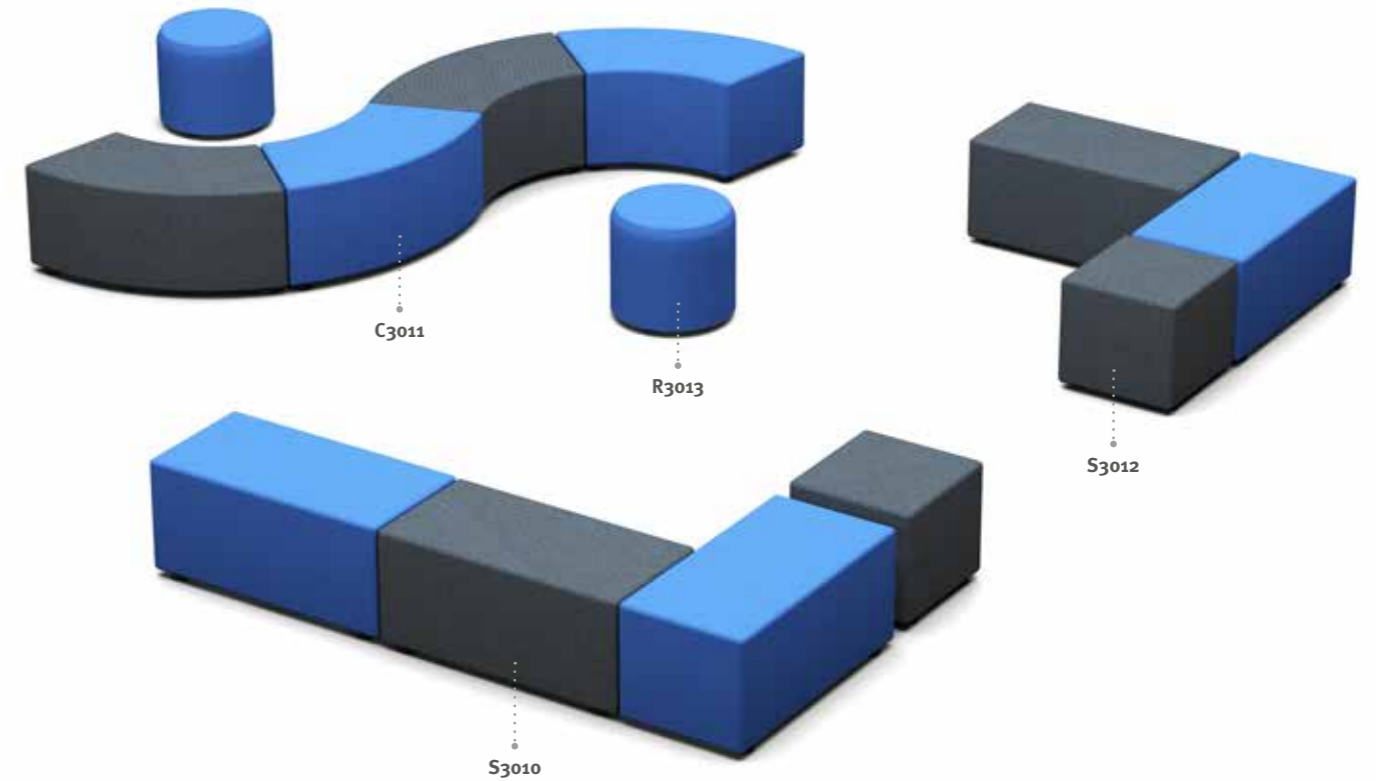
Code	S4080	D4012	RC4016	LC4016	CT4085
Product Name	Single Sofa	Single Sofa	Right Corner Sofa	Left Corner Sofa	Coffee Table
Size (cm)	W80 x D75 x H78	W120 x D75 x H78	W160 x D75 x H78	W160 x D75 x H78	W85 x D65 x H42

**Description**

Fabric	100% Polyester
Structure	Metal Round Tube
Inner Filler	Cut Foam



*Soft Series*



**Soft Series Options**



Code	S3010	C3011	S3012	R3013
Shape	Rectangle	Curved	Square	Round
Size (cm)	W100 x D50 x H46	W150 x D46 x H46	W50 x D50 x H46	Dia50 x H46

**Description**

Fabric	100% Polyester
Structure	Wood
Inner Filler	Cut Foam



# Multipurpose Tables

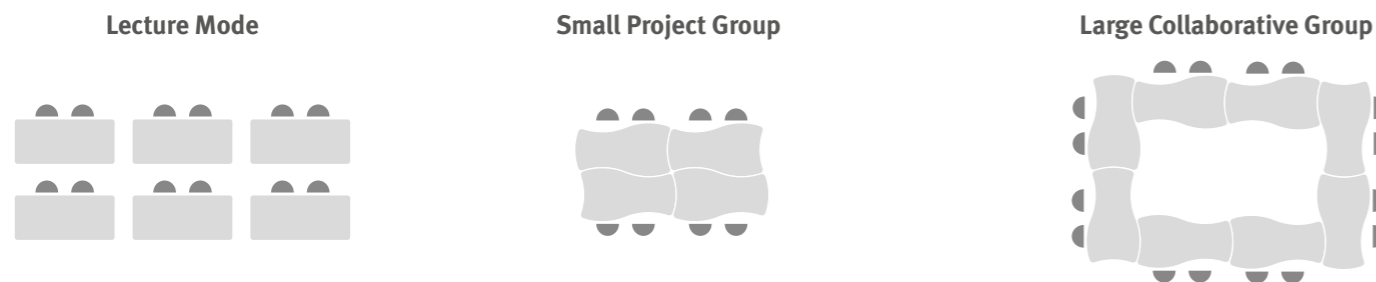
## Mobile Series



Top Shapes	Top Size	Table Frame		
		Foldable Top	Foldable Top	Retractable Frame
Rectangular	W120 x D60 cm	-	CAD12	-
	W120 x D80 cm	LEO12	-	-
	W140 x D80 cm	LEO14	-	-
	W160 x D80 cm	-	-	LEF16
	W180 x D80 cm	-	-	LEF18
Wave Shape	W140 x D78 cm	LEO14W	CAD14W	-

\*Please Refer to Color Selection Page for Color Options

### Table Arrangement



# Multipurpose Tables

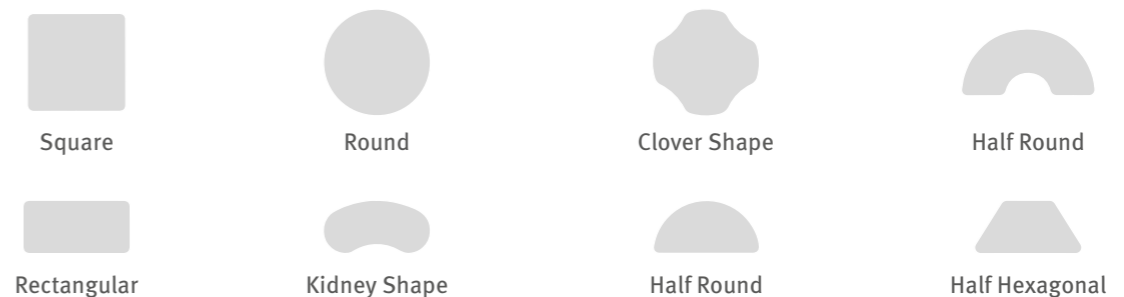
## Fixed Series




Name	Top Size	Table Frame	
		Height Adjustable 55-75 cm	Fixed Height 55 cm
Round	Dia 120 cm	4720	4700
Clover Shape	Dia 120 cm	4732	4712
Horse Shoe	W200 x D120 cm	4734	4714
Square	W120 x D120 cm	4724	4704
Half Round	W120 x D60 cm	4722	4702
Rectangular	W120 x D60 cm	4726	4706
Half Hexagonal	W120 x D60 cm	4728	4708
Kidney Shape	W120 x D60 cm	4730	4701

\*Please Refer to Color Selection Page for Color Options

### Top Shapes



**Lecture Mode**



**Experiment Mode**



8 Minutes



Size Mark	Top Size	Student Table			
		EN Table	EN Table - HA	Tripod Table - HA	4Leg Table
<b>Class 5++</b>	W60 x D40 cm	S60C5	S60HA	TS60HA	F60C5
*Student tables comes complete with fixing screws & cover caps. Table options must be added					
<b>TABLE OPTIONS</b>	Wire Basket	WBST	✓	✓	-
	Hanging Hook	HHST	✓	✓	✓
	Tablet Holder	THPL	✓	✓	✓
	Castors	MCP	-	-	✓
*Workstation comes complete with 6 student tables and service box as below options					
<b>FITTINGS</b>	Sink	MS313		1 Each	
	Water	11081.0		1 Each	
	Gas	12011.2		2 Each	
	Electrical	10A250		6 Each	

\*Please Refer to Color Selection Page for Color Options






**Lecture Mode**



**Experiment Mode**



Size Mark	Top Size	Student Table		
		EN Table	EN Table - HA	Tripod Table - HA
				
<b>Class 5++</b>	W80 x D50 cm	S80C5	S80HA	TS80HA
<small>*Student tables comes complete with fixing screws &amp; cover caps. Table options must be added</small>				
<b>TABLE OPTIONS</b>				
Wire Basket	WBST	✓	✓	✓
Hanging Hook	HHST	✓	✓	✓
Tablet Holder	THPL	✓	✓	✓
Castors	MCP	-	-	✓
<small>*Workstation comes complete with 6 student tables and service box as below options</small>				
<b>FITTINGS</b>				
Sink	PP400R		1 Each	
Water	11031.2		1 Each	
Gas	12060.2		2 Each	
Electrical	10A250		6 Each	

\*Please Refer to Color Selection Page for Color Options



# Lab Furniture

## Hexagonal Workstation - Dry

### Lecture Mode



8 Minutes




### Experiment Mode



# Lab Furniture

## Hexagonal Workstation - Dry



Size Mark	Top Size	Student Table		
		EN Table	EN Table - HA	Tripod Table - HA
				
<b>Class 5++</b>	W80 x D50 cm	S80C5	S80HA	TS80HA
*Student tables comes complete with fixing screws & cover caps. Table options must be added				
<b>TABLE OPTIONS</b>	Wire Basket	WBST	✓	✓
	Hanging Hook	HHST	✓	✓
	Tablet Holder	THPL	✓	✓
	Castors	MCP	-	✓
*Workstation comes complete with 6 student tables and service box as below options				
<b>FITTINGS</b>	Sink	PP400R	-	-
	Water	11031.2	-	-
	Gas	12060.2	-	-
	Electrical	10A250	-	12 Each

\*Please Refer to Color Selection Page for Color Options





## Lab Furniture Stools



**4Leg Stool**  
EN62



**Swivel Stool**  
ENS50



**Cantilever Stool**  
KMC62



Chair Design	Code	Dimensions			
		Width	Depth	Seat Height	Overall Height
<b>EN 4Leg</b>	EN62	45 cm	56 cm	62 cm	100 cm
<b>EN Swivel</b>	ENS50	45 cm	56 cm	39 - 51 cm	78 - 90 cm
<b>KM Cantilever</b>	KMC62	35 cm	30 cm	62 cm	62 cm

### Description

<b>Frame</b>	Round Tubes
<b>Seat</b>	One Piece Molded Polypropylene

\*Please Refer to Color Selection Page for Color Options

### Features

**Comfort**  
Exceptional ergonomics, provide users an ideal sitting position

**Strength**  
Re-inforced polypropylene gives greater strength & durability

**Modern Design**  
Streamlined curvature design for aesthetic appeal and posture

**Stackable**  
The chair stacks easily up to 5 chairs

**Anti-tilt**  
Angled rear legs to dis-courage user tilting

**Environmentally Friendly**  
Made from fully recyclable materials

## Lab Furniture Ductless Fume Hood



Topair's Polypropylene Ductless Fume Hoods provide a safe work environment for lab staff working with acids and harsh chemicals.

The electrical and mechanical components are manufactured by leading global companies, such as AAF USA. The products are **EN14175- / CE / ASHRAE 1995-110 certified.**

TopAir's Polypropylene Ductless Fume Hoods are customized to the requirements of each client.

**Optional Features**

PPS V2

ESD Protected

- Polypropylene structure with high chemical resistance
- Built-in sealed polypropylene worktop
- Optional stand • Easily dissembled back wall
- Tempered glass sliding front window
- Monitor displays fan's total operation time, for tracking and filter replacement purposes
- Top quality quiet fan
- Eco-friendly, cost-effective 800 LUX LED lighting separated from the work area
- Wind speed at 0.1±0.5 m/s, 20±100 FPM
- Convient front access for filter replacement
- Top filtration unit including variety of HEPA & carbon filters
- User-friendly digital control system
- EN14175- / CE / ASHRAE 1995-110 certified





Innovative fume hood safety, performance and styling

● **35" High Sightline**  
Optimum visibility of the fume hood interior.



**Downdraft Bypass**  
Provides lower resistance for quieter operation.

**AutoSash Passive Positioning System**  
The sash locks in the setup position and automatically returns to the maximum operational height when the lock is released.

**Optional Combination Sash**  
Narrow frame profile with radiused bottom provides maximum interior visibility and minimum turbulence.



**Full-Frame Construction**  
All panels are attached to full-perimeter steel frame members for long term strength and durability.

**Chain & Sprocket Sash Support**  
The counterbalance system features a chain and sprocket sash support system with alignment shaft and sash leveling system.



● **Fixed Baffle System**  
Factory tuned for optimal air flow, the baffle system does not require adjustments.



● **Low Profile Airfoil**  
Ergonomically designed to provide obstruction free access to the hood interior.

**Secondary Trough**  
Additional safeguard for the containment of spills not secured by a dished work surface.

## Concept Fume Hood

Hamilton Concept fume hoods have a low flow design, capable of proper containment at lower (60 - 100 FPM) face velocities. Concept is available in bench and floor-mounted models with optional sash configurations.

### Benefits

- Ergonomic design improves productivity
- Increased visibility maximizes user safety
- Low flow design reduces energy costs
- Durable construction designed for harsh lab environments



### Features

**Service Fixture Options**  
Choose from remote control and front loaded fixtures all with acid-resistant finishes. Interior fixtures are color coded for added safety.

**Airflow Monitor/Alarm**  
Optional electronic safety device monitors face velocity, triggering an alarm if a dangerous level is reached.

**Lighting**  
Located on the fume hood exterior, safely away from fumes and vapors.

**Liner Material**  
Polyresin has low flame spread ratings, is resistant to high temperatures and meets NFPA 45 standards.

**Chemical Resistant Finish**  
Available in 18 standard colors.

**Exhaust Collar**  
Provides more vertical space, reduces noise levels and conserves energy by maintaining lower static pressure.

**Compliance**  
The Concept fume hood is compliant with ASHRAE 110, UL 1805 and SEFA 1.2.





















Octagonal System



Preparation Room



Octagonal System



Pedestal System



C System



EDU Flex System




EDU Flex System



Tailored Design




## Student Table Top



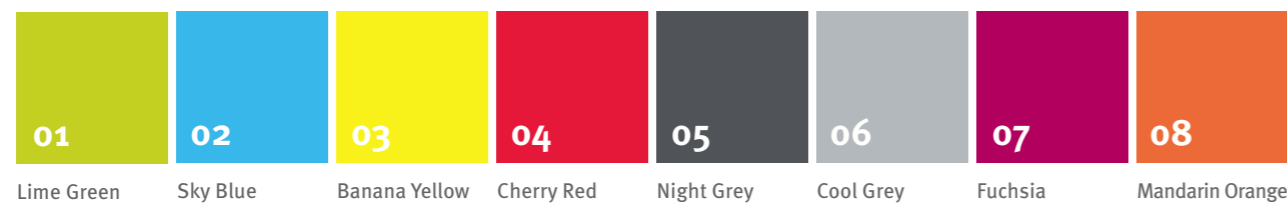
## Standard Metal Frame



## Metal Frame Colors by order



## Seat Colors




	01	02	03	04	05	06	07	08
<b>K</b> KG	✓	✓	✓	✓				
<b>E</b> Class 1-2	✓	✓				✓	✓	
<b>I</b> Class 3-4	✓	✓			✓	✓	✓	✓
<b>S</b> Class 5++	✓	✓			✓	✓	✓	✓
<b>S</b> EN-ONE	✓	✓			✓			

This **COLOR LIST** is just an indication; some slight variation may occur due to the limitation of the print process.



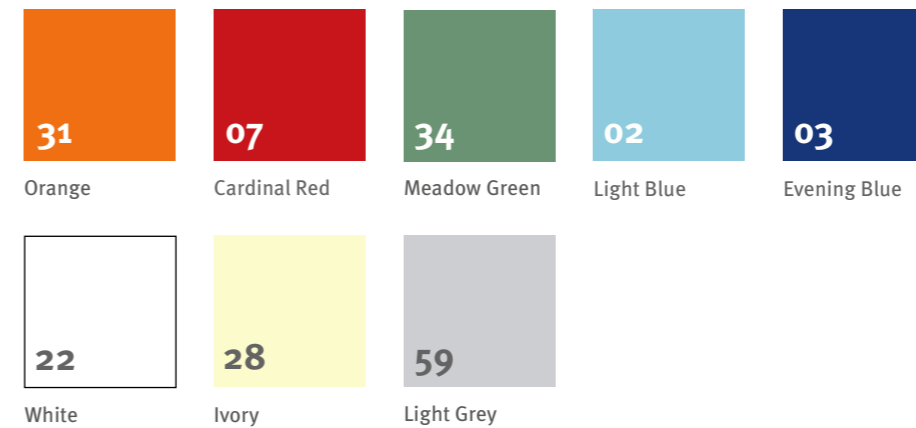
## Fabric Colors



## Wood Colors - Superpan Decor



## Wood Colors - HPL



This **COLOR LIST** is just an indication; some slight variation may occur due to the limitation of the print process.



