



EDUCATIONAL FURNITURE

2026 - 2028



WHO WE ARE

Maani & Partners Furniture Co., a subsidiary of Maani Ventures, specializes in manufacturing and supplying three core business lines: Office furniture through **maani OFFICE CONCEPTS**, educational furniture through **maani LEARNING & COMMUNITY**, and laboratory furniture via **maani LABS**.

With over 40 years of experience, the company has been driven by the vision to create a new generation of high-quality furniture systems, designed to meet the evolving needs of modern organizations.

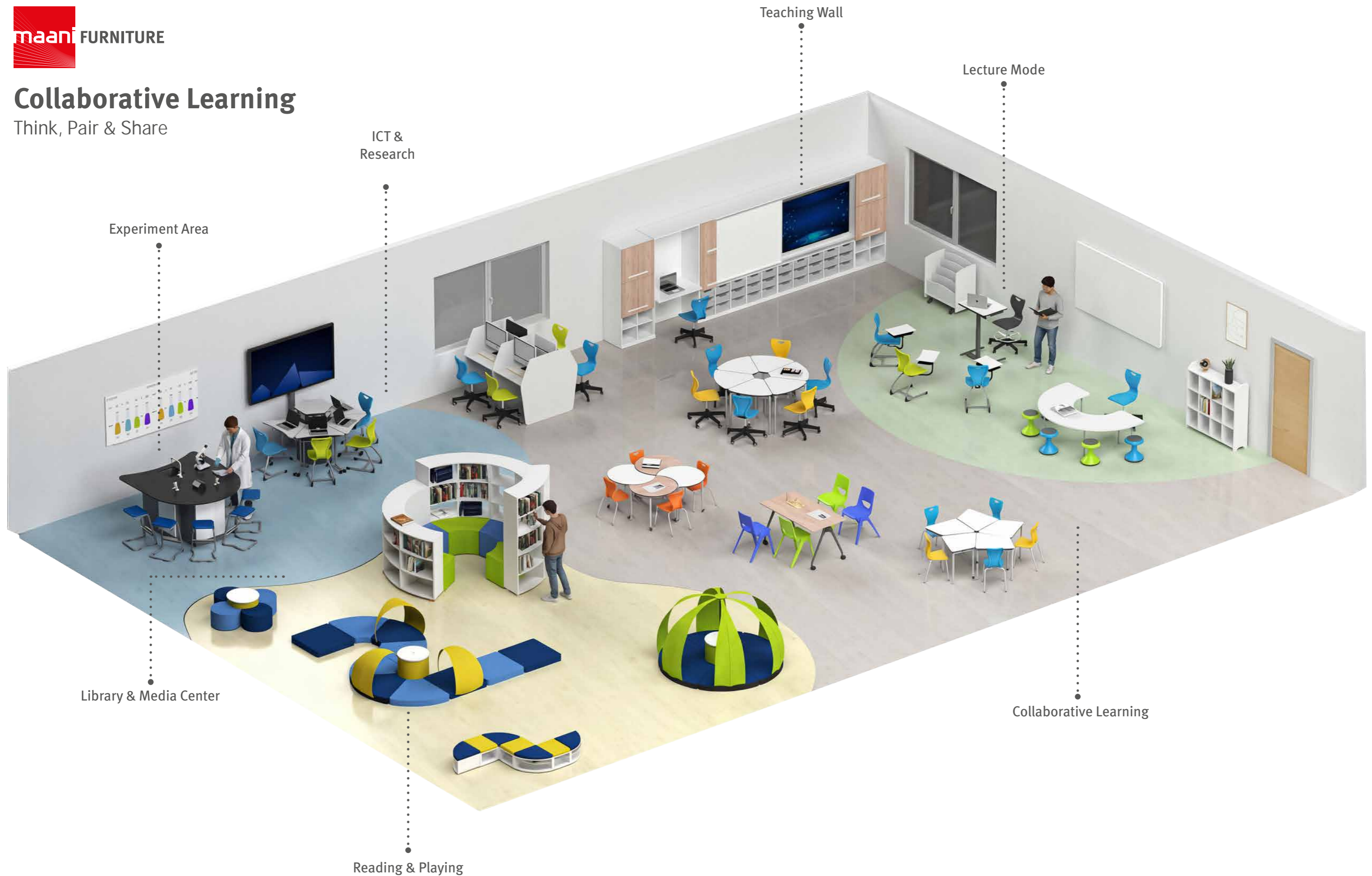
Maani employs over 200 engineers, technicians, and skilled laborers, and collaborates with expert consultants in design, planning, and integrating ergonomic workplace solutions.

The company's commitment to international quality and environmental standards is reflected in its certifications, including BS EN ISO 9001:2008 for quality management and ISO 14001:2015 for environmental management. Additionally, the company achieves certification in accordance with FIRA standards to ensure durability and compliance with industry requirements. In laboratory furniture line maani is member in the Scientific Equipment & Furniture Association (SEFA), continues to deliver exceptional and sustainable furniture solutions.



Collaborative Learning

Think, Pair & Share



Support the Body ... Free the Mind

KG Furniture



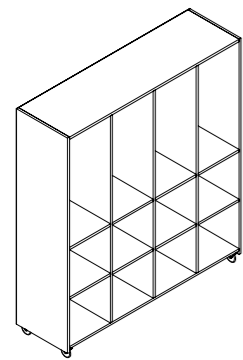

KG FURNITURE Tables



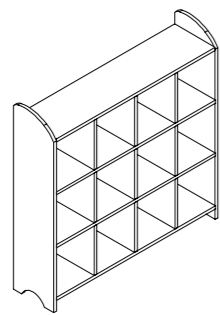
<p>Moon</p> <p>110</p> <p>4716 4740 (HA)</p>	<p>Rectangular</p> <p>60 120</p> <p>4706 4726 (HA)</p>	<p>Half Hexagonal</p> <p>60 120</p> <p>4708 4728 (HA)</p>	<p>Half Round</p> <p>60 120</p> <p>4702 4722 (HA)</p>	<p>Kidney</p> <p>60 120</p> <p>4701 4730 (HA)</p>
<p>Round</p> <p>120</p> <p>4700 4720 (HA)</p>	<p>Clover</p> <p>120 120</p> <p>4712 4732 (HA)</p>	<p>Square</p> <p>120 120</p> <p>4704 4724 (HA)</p>	<p>Horse Shoe</p> <p>120 200</p> <p>4714 4734 (HA)</p>	

*KG tables are available in Fixed heights of 55 cm & Heights Adjustable (HA) of 55-75 cm.
*For color options, refer to pages 82-83.

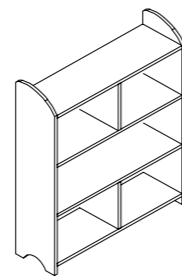
KG FURNITURE
Cabinets



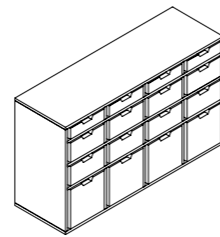
Mobile Closet
4908
W130 x D40 x H152 cm



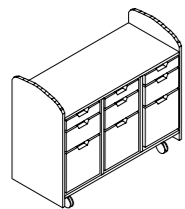
Pigeon Holes
4900
W122 x D30 x H120 cm



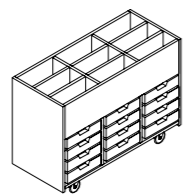
Bookcase
4902
W100 x D30 x H120 cm




Tray Cabinet
4912
W140 x D45 x H90 cm



Tray Cabinet
4906
W105 x D45 x H80 cm



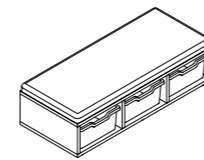
Book Display
4910
W105 x D45 x H75 cm



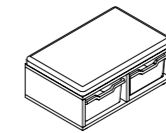
Book Display
4904
W84 x D45 x H80 cm

*For color options, refer to pages 82-83.

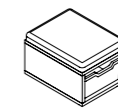
KG FURNITURE
Seating Bench



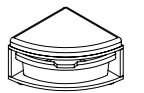
Three Seater Bench
TB45S3
W105 x D45 x H30 cm



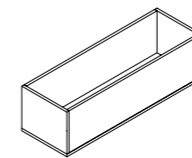
Two Seater Bench
TB45S2
W70 x D45 x H30 cm



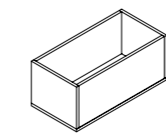
One Seater Bench
TB45S1
W35 x D45 x H30 cm



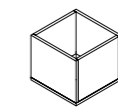
Corner Seater Bench
CB45S1
W45 x D45 x H30 cm



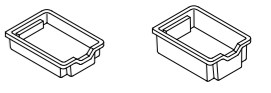
Storage Box
SB35S3
W105 x D35 x H30 cm



Storage Box
SB35S2
W70 x D35 x H30 cm




Storage Box
SB35S1
W35 x D35 x H30 cm



Plastic Tray
Shallow F1 Deep F2

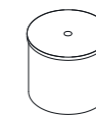
*For color options, refer to pages 82-83.



KG FURNITURE
Floor Seating



Central Table - Leaf
 T4050
 Dia52 x H45/120 cm



Central Table
 F4050
 Dia52 x H45 cm



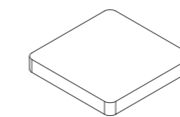
Seat
 F3014
 Dia50 x H32 cm



Floor Seat
 F3016
 Dia50 x H10 cm



Floor Seat
 F4096
 W96 x D75 x H10 cm



Floor Seat
 F4075
 W75 x D75 x H10 cm



Leaf Element
 T4075
 W70 x L180 cm

*For color options, refer to pages 82-83.

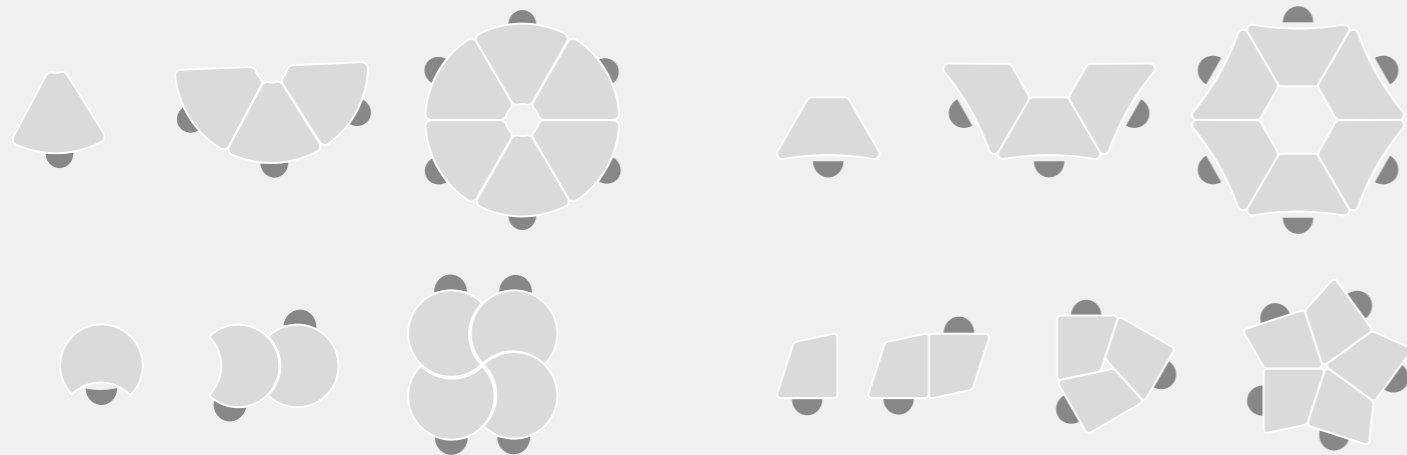
Collaborative Learning

Collaborative Interactive Classroom

The adaptable furniture allows teachers to easily arrange the layout to suit their teaching style, fostering an environment that supports both individual learning and group discussions.









Classroom Arrangement



CLASSROOM FURNITURE

Collaborative Tables



Series	Class 1-2 H60 cm	Class 3-4 H66 cm	Class 5++ H75 cm
Star 	P60C1	P60C3	P60C5
Moon 	-	M70C3	M70C5
Slice  Height Adj. 	F75C1	F75C3	F75C5
		T75HA	
Trapzoidal  Height Adj. 	-	S80C3	S80C5
		T80HA	


*Hanging Hook & Wire Basket options available upon request.

*For color options, refer to pages 82-83.






Individual Learning

Ergonomically designed for optimal comfort and focus, these desks create the perfect space for students to engage in individual tasks. Their sleek and modern design fits seamlessly into today's classrooms, enhancing the personalized learning experience while promoting a dynamic and flexible educational environment.



CLASSROOM FURNITURE Single Student Tables



Series	E Class 1-2 H60 cm		I Class 3-4 H66 cm		S Class 5++ H75 cm	
	W60	W70	W60	W70	W60	W70
Prime 	F6oC1	F7oC1	F6oC3	F7oC3	F6oC5	F7oC5
EN 	S6oC1	-	S6oC3	S7oC3	S6oC5	S7oC5
Skid 	K6oC1	K7oC1	K6oC3	K7oC3	K6oC5	K7oC5
Trio 	T6oHA	T7oHA	T6oHA	T7oHA	T6oHA	T7oHA

*Hanging Hook & Wire Basket options available upon request.

*For color options, refer to pages 82-83.

Top shapes




W70 x D50 cm



W60 x D40 cm

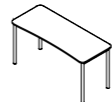


Individual Learning

Designed with ergonomics in mind, these tables offer comfortable and focused spaces for two students. With a modern and streamlined design, they fit effortlessly into contemporary classrooms, elevating the learning experience and supporting a flexible, adaptable educational environment.



CLASSROOM FURNITURE Double Student Tables



Series	Class 1-2 H60 cm	Class 3-4 H66 cm	Class 5++ H75 cm
Prime 	F12C1	F12C3	F12C5
EN 	-	S12C3	S12C5
Trio 	T12HA		

*Hanging Hook & Wire Basket options available upon request.
*For color options, refer to pages 82-83.

Top Shape



W120 x D50 cm

Student Chairs - Skid Series



Size Mark	Code	Dimensions			
		Width	Depth	Seat Height	Overall Height
E Class 1-2	ENK36	37 cm	40 cm	37 cm	76 cm
I Class 3-4	ENK41	40 cm	46 cm	42 cm	81 cm
S Class 5++	ENK45	40 cm	46 cm	46 cm	85 cm

*For color options, refer to page 82.

Features

- Comfort** Exceptional ergonomics, provide users an ideal sitting position
- Strength** Reinforced polypropylene gives greater strength & durability
- Modern Design** Streamlined curvature design for aesthetic appeal & posture
- Non-slip Glides** Special End Caps with Rubber for all Floor Types
- Anti-tilt** Angled rear legs to discourage user tilting
- Stackable** The chair stacks easily up to 5 chairs

Student Chairs - EN Series



Size Mark	Code	Dimensions			
		Width	Depth	Seat Height	Overall Height
I Class 3-4	ENC41	48 cm	56 cm	43 cm	82 cm
S Class 5++	ENC45	48 cm	56 cm	46 cm	85 cm

*For color options, refer to page 82.

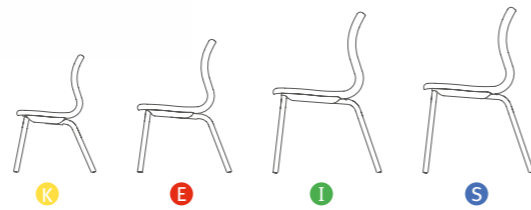
Features

- Comfort** Exceptional ergonomics, provide users an ideal sitting position
- Strength** Reinforced polypropylene gives greater strength & durability
- Modern Design** Streamlined curvature design for aesthetic appeal & posture
- Non-slip Glides** Special End Caps with Rubber for all Floor Types
- Anti-tilt** Angled rear legs to discourage user tilting
- Stackable** The chair stacks easily up to 5 chairs

Student Chairs - Prime Series



EN1729 compliant parts 1 and 2



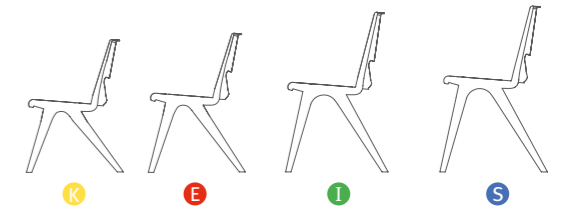
Size Mark	Code	Dimensions			
		Width	Depth	Seat Height	Overall Height
KG	EN32	36 cm	38 cm	32 cm	60 cm
Class 1-2	EN36	40 cm	47 cm	36 cm	69 cm
Class 3-4	EN41	45 cm	56 cm	43 cm	82 cm
Class 5++	EN45	45 cm	56 cm	46 cm	85 cm

*For color options, refer to page 82.

Features

- Comfort**
Exceptional ergonomics, provide users an ideal sitting position
- Strength**
Reinforced polypropylene gives greater strength & durability
- Modern Design**
Streamlined curvature design for aesthetic appeal & posture
- Stackable**
The chair stacks easily up to 5 chairs
- Anti-tilt**
Angled rear legs to dis-courage user tilting
- Environmentally Friendly**
Made from fully recyclable materials

Multi-Purpose Chairs - EN-ONE



Size Mark	Code	Dimensions			
		Width	Depth	Seat Height	Overall Height
KG	EN-ONE3	46 cm	40 cm	35 cm	63 cm
Class 1-2	EN-ONE4	46 cm	41 cm	38 cm	66 cm
Class 3-4	EN-ONE5	50 cm	51 cm	43 cm	77 cm
Class 5++	EN-ONE6	50 cm	51 cm	46 cm	80 cm

*For color options, refer to page 82.

Features

- Comfort**
Exceptional ergonomics, provide users an ideal sitting position
- Strength**
Reinforced polypropylene gives greater strength & durability
- Lightweight**
Easy to move & stack due to its lightweight frame
- Stackable**
The chair stacks easily up to 21 chairs within a 2 metre height
- Secure linking**
Optional linking device to aid compliance with health & safety
- Environmentally Friendly**
Uses less materials than any other chair in its class, Fully recyclable

Multi-Purpose Stools



4Leg Stool
EN62



Swivel Stool
ENF50

*Available without a footrest ENS50
*Available with fixed base EN50



Wobbly Stool
WB01



Design	Code	Dimensions			
		Width	Depth	Seat Height	Overall Height
EN 4Leg	EN62	45 cm	56 cm	62 cm	100 cm
EN Swivel	ENS50	45 cm	56 cm	39 - 51 cm	78 - 90 cm
Wobby Stool	WB01	33 cm	33 cm	40-55 cm	40-55 cm

*For color options, refer to page 82.

Features



Comfort
Exceptional ergonomics, provide users an ideal sitting position



Strength
Reinforced polypropylene gives greater strength & durability



Modern Design
Streamline curvature design for aesthetic appeal & posture



Durable
Long time quality & value



Anti-tilt
Angled rear legs to discourage user tilting



Environmentally Friendly
Made from fully recyclable materials

Multi-Purpose Stools



4Leg Stool
EN-One61



4Leg Stool
KM62



Cantilever Stool
KMC62



Design	Code	Dimensions			
		Width	Depth	Seat Height	Overall Height
EN 4Leg	EN-One61	49 cm	49 cm	61 cm	63 cm
KM 4Leg	KM62	35 cm	30 cm	62 cm	62 cm
KM Cantilever	KMC62	35 cm	30 cm	62 cm	62 cm

*For color options, refer to page 82.

Features



Comfort
Exceptional ergonomics, provide users an ideal sitting position



Strength
Reinforced polypropylene gives greater strength & durability




Modern Design
Streamline curvature design for aesthetic appeal & posture



Stackable
The chair stacks easily up to 5 chairs



Anti-tilt
Angled rear legs to discourage user tilting



Environmentally Friendly
Made from fully recyclable materials

Lecture Chairs

Shell
One Piece Molded Polypropylene Shell providing ergonomic shell support & Curved Waterfall Front to ensure maximum comfort & prevents loss of circulation in the legs with Comfortable Hand Held for Lifting.

Support Frame
Strong cantilever frame design providing comfortable Posture, made of powder coated metal oval tubes.

Work Surface:
Personalized, left or right with 90° revolving feature provides freedom to change & interact in classroom & perfect fit for all students of all shapes & sizes with large work surface enough to support any learning resources.

Tablet Stand
Supporting top Selling Tablets & Smart phones in both landscape & portrait positions and still providing free space on the work surface for other materials.

Support Frame
4leg frame design providing comfortable Posture, made of powder coated metal round tubes.

CLASSROOM FURNITURE Lecture Chairs



4Leg Lecture Chair
EN45T



Cantilever Lecture Chair
ENC45T



Swivel Lecture Chair
ENS50T



Chair Design	Code	Dimensions			
		Width	Depth	Seat Height	Overall Height
EN 4Leg	EN45T	40 cm	46 cm	45 cm	82 cm
EN Cantilever	ENC45T	40 cm	46 cm	45 cm	82 cm
EN Swivel	ENS50T	40 cm	46 cm	46 - 50 cm	87 - 91 cm

*Lecture Chair comes complete with Tablet Arm, optional features can be added

Chair Code	EN45T	ENC45T	ENS50T
Tablet Arm	Left or Right	Left or Right	Personalized Non Handed
Revolving	90° Rotation	90° Rotation	180° Free Rotation
Steel Tray	1 Each	1 Each	1 Each
Tablet Holder	1 Each	1 Each	1 Each
Bottom Basket	1 Each	-	-

*For color options, refer to page 82.

Classroom Arrangement

Lecture Mode

Small Project Group

Large Collaborative Group



Teacher Furniture

Teaching walls can be customized according to your space



CLASSROOM FURNITURE Teachers Tables



Top Size	Table Frame	
	Fixed Frame	Height Adjustable Frame
		
W120 x D60 cm	4208	-
W140 x D60 cm	4209	-
W76 x D60 cm	-	SL12

*Teacher table comes complete with fixing screws & cover caps, optional features can be added.

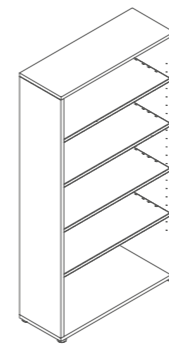
Table Options			
Drawers Unit	4210	✓	-
Metal Front Panel	4212	✓	-
Wooden Front Panel	4213	✓	-
Tablet Holder	THPL	✓	✓
CPU Holder	CPUH	✓	-
Metal Basket	MBT	-	✓
Hanging Hook	HHT	-	✓

*For color options, refer to pages 82-83.

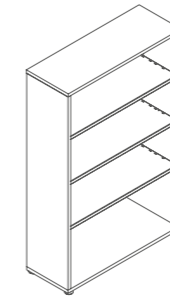
Library & Media Center



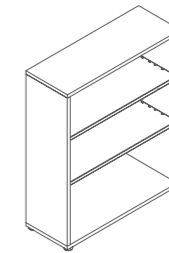
LIBRARY & MEDIA CENTRE Bookcase Series



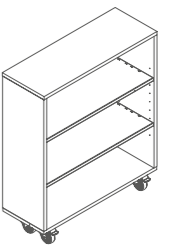
Single Sided - High
S10HP
W100 x D37 x H175 cm



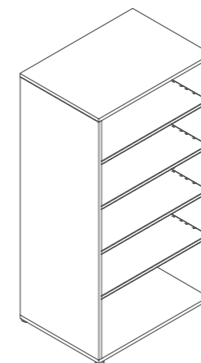
Single Sided - Medium
S10MP
W100 x D37 x H140 cm



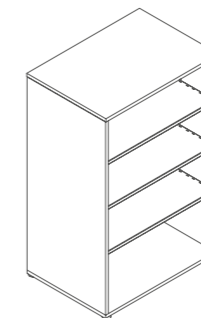
Single Sided - Low
S10LP
W100 x D37 x H114 cm



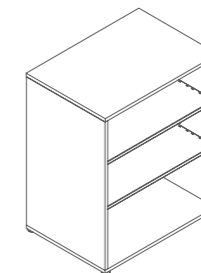
Single Sided - Mobile
S10LM
W100 x D37 x H114 cm



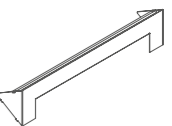
Double Sided - High
D10HP
W100 x D70 x H175 cm



Double Sided - Medium
D10MP
W100 x D70 x H140 cm



Double Sided - Low
D10LP
W100 x D70 x H114 cm



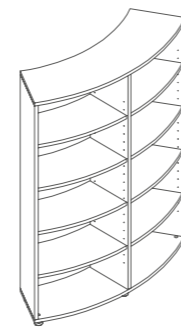
Magazine Rack
MR10

*For color options, refer to pages 82-83.


Library & Media Center



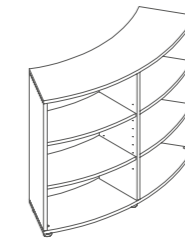
LIBRARY & MEDIA CENTER Curved Series



Single Sided - High
S30HP
A143 x D35 x H175 cm



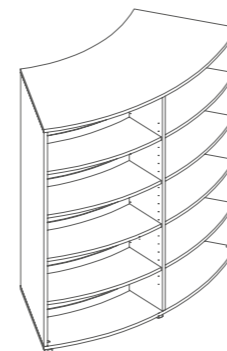
Single Sided - Medium
S30MP
A143 x D35 x H140 cm



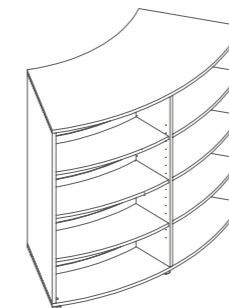
Single Sided - Low
S30LP
A143 x D35 x H114 cm



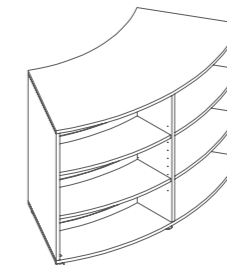
Single Sided - Mobile
S30LM
A143 x D35 x H114 cm



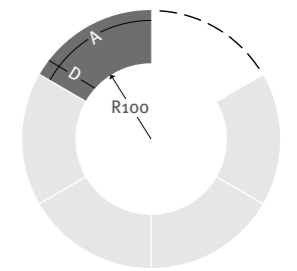
Double Sided - High
D30HP
A178 x D70 x H175 cm



Double Sided - Medium
D30MP
A178 x D70 x H140 cm



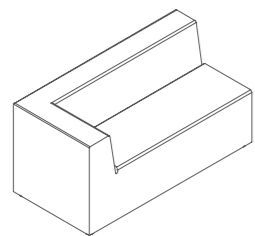
Double Sided - Low
D30LP
A178 x D70 x H114 cm



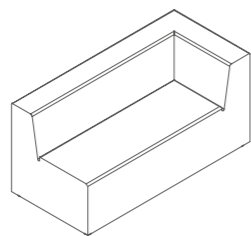
Top Shape
Double: A178 x D70 cm
Single: A143 x D35 cm

*For color options, refer to pages 82-83.

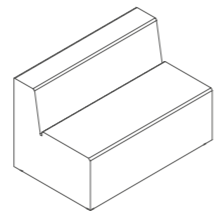
LIBRARY & MEDIA CENTER
Lounge Series



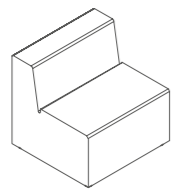
Right Corner Sofa
 RC5016
 W160 x D75 x H78 cm



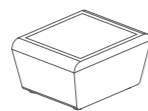
Left Corner Sofa
 LC5016
 W160 x D75 x H78 cm



Double Sofa
 D5012
 W120 x D75 x H78 cm



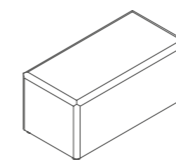
Single Sofa
 S5080
 W80 x D75 x H78 cm



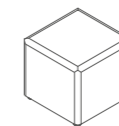
Coffee Table
 CT4085
 W85 x D65 x H42 cm

*For color options, refer to page 82.

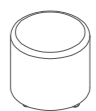
LIBRARY & MEDIA CENTER
Soft Series



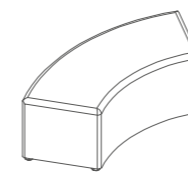
Rectangle
 S3010
 W100 x D50 x H46 cm



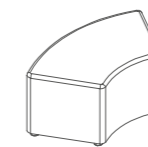
Square
 S3012
 W50 x D50 x H46 cm



Round
 R3013
 Dia50 x H46 cm



Curved Two Seater
 C3011
 W150 x D46 x H46 cm



Curved One Seater
 C3012
 W100 x D50 x H46 cm




*For color options, refer to page 82.

Multipurpose & Canteen Tables



MULTIPURPOSE TABLES Mobile Series



Top Size	Table Frame		
	Foldable Top	Foldable Top	Retractable Frame
W120 x D70 cm			
W140 x D70 cm	LEO12	MK14	-
W160 x D70 cm	LEO14	MK16	-
W160 x D80 cm	-	-	LEF16
W180 x D80 cm	-	-	LEF18

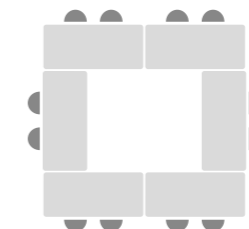
*Please Refer to Color Selection Page for Color Options

Table Arrangement


Lecture Mode



Small Project Group



Large Collaborative Group

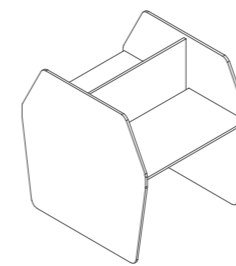


*For color options, refer to pages 82-83.

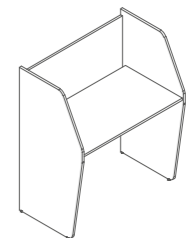
Computer Tables



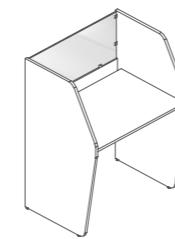
ICT FURNITURE Computer Tables



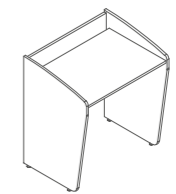
Double Computer Table
CT8oD1 - W80 x D120 x H120 cm
CT1oD1 - W100 x D120 x H120 cm



Single Computer Table
CT8oS1 - W80 x D61 x H120 cm
CT1oS1 - W100 x D61 x H120 cm



Language Table
LT8oS1 - W80 x D61 x H120 cm




Single Computer Table
CT8oS2 - W80 x D61 x H90 cm

*For color options, refer to page 82.

Auditorium Seating

We offer a wide range of auditorium chairs designed for superior comfort, durability, and elegance — meeting the needs of modern educational spaces.

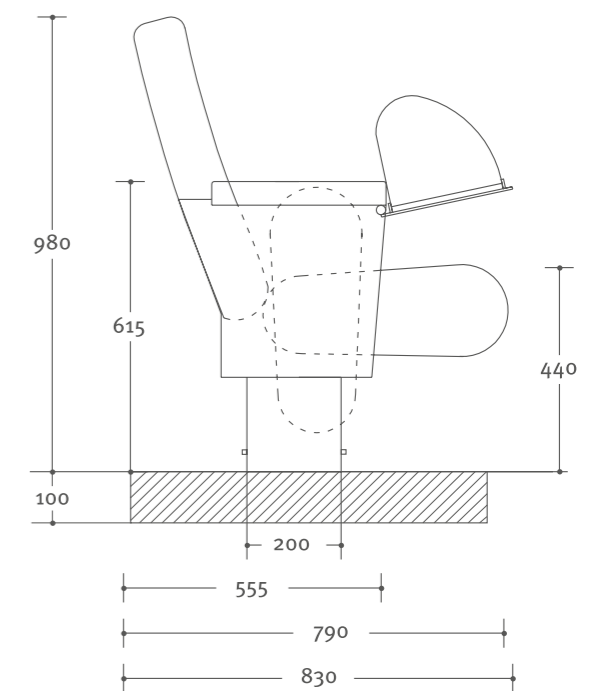
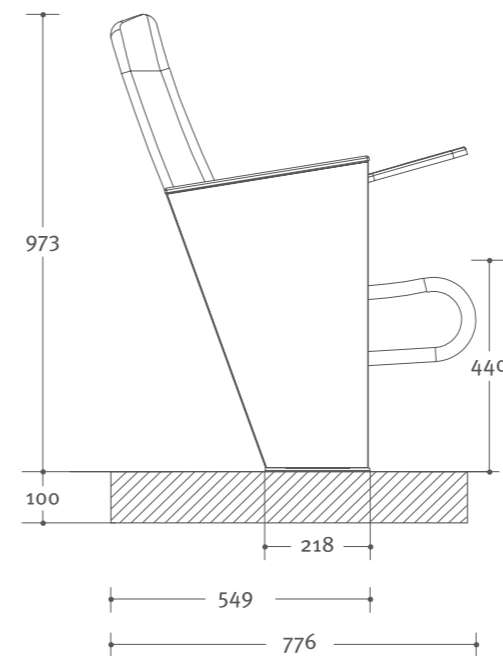


AUDITORIUM SEATING



*Fully compliant with educational safety standards.

*Robust, anti-tip design ensures maximum stability and a secure user experience.



*Writing Tablet option available upon request.

*For color options, refer to pages 82-83.

Cafeteria & Dining Solutions

Corporate breakout

Modern dining spaces designed for school administration, corporate offices and headquarters, combining contemporary aesthetics with comfort to create welcoming environments for employees and visitors.



Social Hub & Cafeteria

Modern, inviting spaces that encourage interaction, relaxation, and collaboration, with comfortable seating and practical layouts for schools, universities, and workplaces.



Cafeteria & Dining Solutions

Dining Hall

Versatile tables and chairs suitable for large dining halls, staff and schools canteens, and shared spaces that require flexible and durable furniture solutions.



Multipurpose Hall

Integrated cafeteria table with attached seating, featuring a durable metal frame and a foldable design with wheels for easy mobility and storage. Ideal for schools and universities.



Lab Furniture

We specialize in delivering innovative and tailored solutions for all types of laboratory furniture, including educational, industrial, and research laboratories—designed to meet the highest standards of functionality, safety, and performance.



LAB FURNITURE

Advanced Laboratory Solutions

Professional Solutions for Safe, Durable, and High-Performance Laboratory Environments.

Materials & Laboratory Fittings

Maani Furniture provides a wide range of high-quality laboratory materials and fittings designed for durability, safety, and reliable performance across all laboratory environments.

Our Range Includes:

- Laboratory Work Benches
- Fume Hoods
- Biological Safety Cabinets
- Flammable Storage Safety Cabinets (Fire retardant up to 90mints)
- Chemical Storage Cabinets
- Safety Equipment including Eye Wash Units and Emergency Showers
- Specialized laboratory equipment such as balance tables, mobile trolleys, canopy hoods, and others.

All components comply with international safety and quality standards.

Planning & Design

Project started with detailed site visits to assess dimensions and electromechanical connections, ensuring full alignment with the requirements.

All furniture design is integrated within a BIM workflow, where each component is digitally modeled in Revit with precise geometry, materials, and technical data—ensuring accurate coordination, efficient planning, and reliable project execution.

Our engineering department develop laboratory designs using Revit, AutoCAD, SolidWorks, 3ds Max, and SketchUp, providing layouts, 3D visualizations, shop drawings, and technical specifications.

Manufacturing & Installation

Laboratory furniture is produced using advanced machinery and premium materials to meet international quality standards, with professional installation and reliable after-sales support ensuring long-term performance.



Medical & Pharmaceutical Solutions

We design and manufacture advanced laboratory furniture tailored for medical and pharmaceutical environments. Our solutions combine precision engineering, hygienic materials, and smart storage integration to support research, diagnostics, and production facilities. Built for durability, compliance, and operational efficiency, we create workspaces that meet the highest industry standards.



Scientific & Research Solutions

We specialize in advanced laboratory furniture tailored for research and academic institutions. Our solutions focus on adaptability. Our solutions combine precision engineering, durable materials, and flexible layouts to create efficient, organized, and safe learning and research environments, supporting innovation, hands-on experimentation, and academic excellence. and empower researchers and students to explore, innovate, and achieve breakthrough results.



Petrochemical & Engineering Solutions

We deliver robust and specialized laboratory furniture for petrochemical and engineering applications. Designed for heavy-duty use, precise measurements, and integrated utility management, our solutions ensure safe, efficient, and organized workspaces that meet industry standards and operational demands.



School Laboratory Solutions

We design and manufacture durable, functional, and safe laboratory furniture for schools, covering all levels from primary to secondary education. Our range includes lab workstations, high school science tables, school lab desks, and chemistry benches — all crafted to support hands-on learning, safety, and effective science education. With extensive experience, we work with educators to create inspiring classrooms that foster curiosity, innovation, and discovery.

LAB FURNITURE Ducted Fume Hood



Hamilton Concept fume hoods feature a low flow design for effective containment at lower face velocities (60-100 FPM). Available in bench and floor-mounted models with optional sash configurations, offering ergonomic design to enhance productivity, improves visibility for safety, energy savings, and durable construction for demanding lab environments.

Innovative fume hood safety, performance and styling



Downdraft Bypass
Provides lower resistance for quieter operation.

AutoSash Passive Positioning System
The sash locks in the setup position and automatically returns to the maximum operational height when the lock is released.



35" High Sightline
Optimum visibility of the fume hood interior.



Full-Frame Construction
All panels are attached to full-perimeter steel frame members for long term strength and durability.

Chain & Sprocket Sash Support
The counterbalance system features a chain and sprocket sash support system with alignment shaft and sash leveling system.

Optional Combination Sash
Narrow frame profile with radiused bottom provides maximum interior visibility and minimum turbulence.



Fixed Baffle System
Factory tuned for optimal air flow, the baffle system does not require adjustments.



Low Profile Airfoil
Ergonomically designed to provide obstruction free access to the hood interior.

Secondary Trough
Additional safeguard for the containment of spills not secured by a dished work surface.

Features

Service Fixture Options
Choose from remote control and front loaded fixtures all with acid-resistant finishes. Interior fixtures are color coded for added safety.

Airflow Monitor/Alarm
Optional electronic safety device monitors face velocity, triggering an alarm if a dangerous level is reached.

Lighting
Located on the fume hood exterior, safely away from fumes and vapors.

Liner Material
Polyresin has low flame spread ratings, is resistant to high temperatures and meets NFPA 45 standards.

Chemical Resistant Finish
Available in 18 standard colors.

Exhaust Collar
Provides more vertical space, reduces noise levels and conserves energy by maintaining lower static pressure.

Compliance
The Concept fume hood is compliant with ASHRAE 110, UL 1805 and SEFA 1.2.

LAB FURNITURE Ductless Fume Hood



Active Charcoal Filter

LED Lighting

Operation time counter

Control Panel

Tempered Glass Window

Electric Outlets

Topair's Polypropylene Ductless Fume Hoods provide a safe work environment for lab staff working with acids and harsh chemicals.

The electrical and mechanical components are manufactured by leading global companies, such as AAF USA. The products are **EN14175- / CE / ASHRAE 1995-110 certified.**

TopAir's Polypropylene Ductless Fume Hoods are customized to the requirements of each client.

- Polypropylene structure with high chemical resistance
- Built-in sealed polypropylene worktop
- Optional stand • Easily disassembled back wall
- Tempered glass sliding front window
- Monitor displays fan's total operation time, for tracking and filter replacement purposes
- Top quality quiet fan
- Eco-friendly, cost-effective 800 LUX LED lighting separated from the work area
- Wind speed at 0.1±0.5 m/s, 20±100 FPM
- Convenient front access for filter replacement
- Top filtration unit including variety of HEPA & carbon filters
- User-friendly digital control system
- EN14175- / CE / ASHRAE 1995-110 certified

Optional Features

PPS V2



ESD Protected



Flammable Storage Cabinet



Safe and approved storage of flammable hazardous substances in working areas



Model Q90.195.120.FU.WDAS

Q-LINE (Type 90 / Type 30)

Advanced safety storage cabinets designed for the secure and compliant storage of flammable hazardous materials in work environments, in accordance with EN 14470-1 and TRGS 510. Combining robust engineering with practical usability, Q-LINE cabinets deliver maximum safety, durability, and operational efficiency.

Key Features:

- Extremely robust construction with a scratch-resistant surface for long-term durability
- Heavy-duty triple-hinged doors designed for intensive use, fixed at any opening angle for safe handling
- Integrated transport base for easy in-house mobility and upright movement through standard doorways
- Fire resistance up to 90 minutes (Type 90 / Type 30), tested according to EN 14470-1
- GS-certified (depending on model) with compliance to EN 16121 and EN 16122
- Selected models additionally tested to FM Standard 6050 and UL/ULC 1275
- Backed by a specialized manufacturer warranty for reliable performance



Chemical Storage Cabinet

Safe, compliant storage for hazardous and flammable chemicals.



Structural Composition and Material

- **Premium carcass:** Constructed from 16mm thick laboratory-grade Solid Phenolic resin for the body, shelves, and doors, with a 6mm phenolic back panel for structural integrity.
- **Advanced Ventilation:** Features a dual-back design (internal and external) with 100mm spacing. The internal back is precision-ventilated to ensure consistent airflow, supported by an integrated Inline fan.
- **Robust Framework:** The unit is mounted on a 30x30x1.5mm powder-coated metal tube base. To ensure perfect stability on uneven surfaces, the legs include end caps and ±15mm adjustment feet.

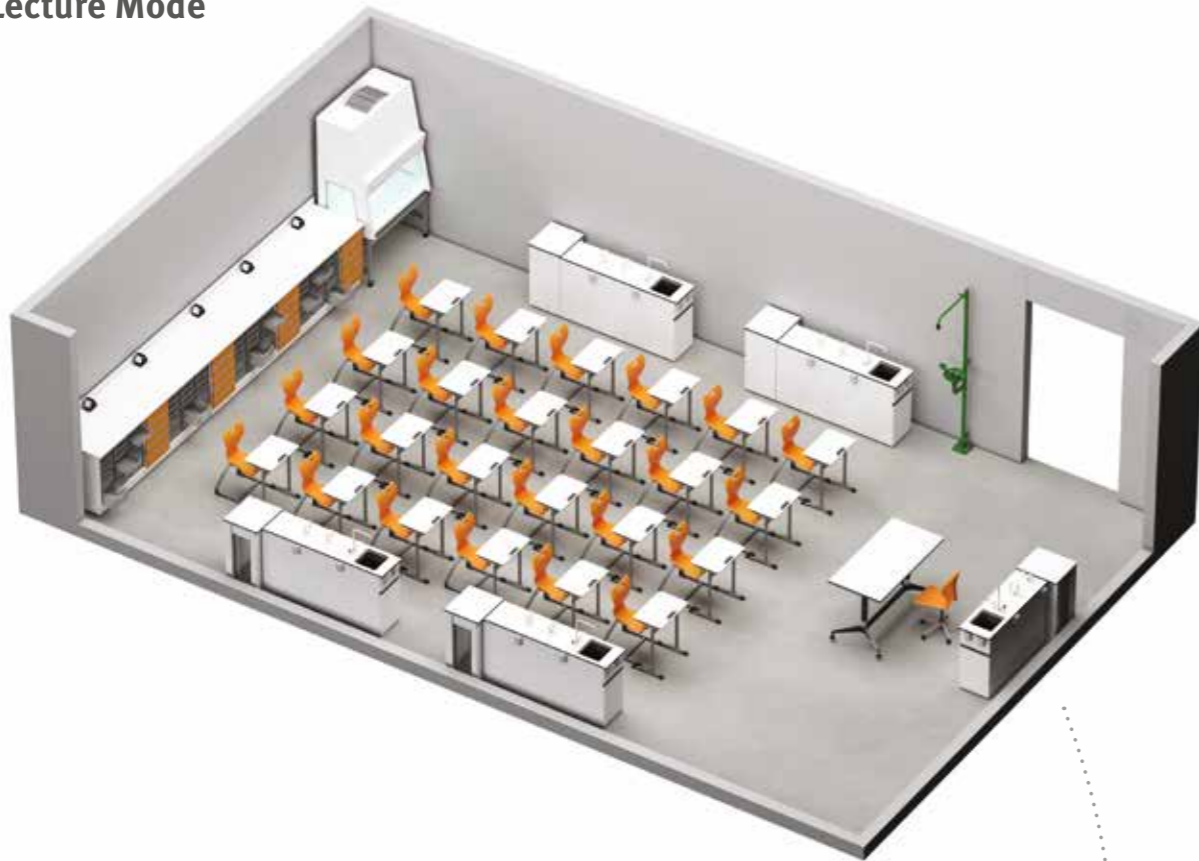
Safety & Durability Features

- **Corrosion Resistance:** Safety components are strategically assembled outside the storage compartment, protecting them from corrosive vapors and ensuring longevity.
- **Surface Protection:** The exterior is scratch- and impact-resistant, designed to withstand rigorous laboratory environments while remaining easy to sanitize.
- **Secure Containment:** Shelves are reinforced with 15mm stainless steel pipe front panels to prevent containers from slipping or falling.
- **Superior Door Mechanics:** Equipped with hinges.
- **Security Management:** Doors are lockable.

Innovative Learning Labs

Emphasizes engagement and hands-on learning

Lecture Mode



Experiment Mode



8 Minutes

Innovative Learning Labs

Emphasizes engagement and hands-on learning

Lecture Mode



Experiment Mode



8 Minutes

PHOTO COLLECTION

A curated selection of project images showcasing our educational furniture installations across schools, universities, and learning environments, reflecting our commitment to quality, functionality, and thoughtful design.






























COLOR SELECTION


Student Table Top



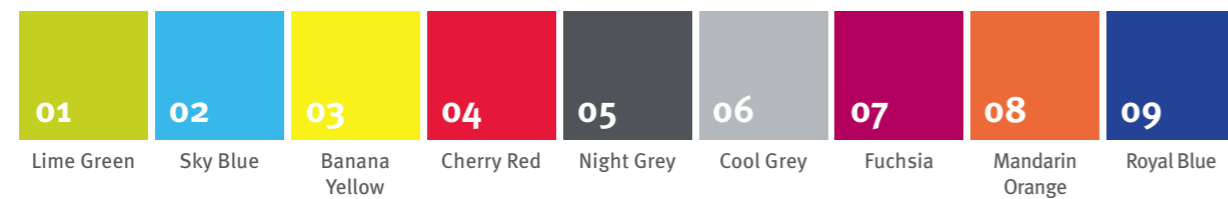
Standard Metal Frame



Metal Frame Colors by order



Seat Colors




K KG	✓	✓	✓	✓		✓	✓		
E Class 1-2	✓	✓	✓	✓		✓	✓	✓	✓
L Class 3-4	✓	✓	✓	✓	✓	✓	✓	✓	✓
S Class 5++	✓	✓	✓	✓	✓	✓	✓	✓	✓
S EN-ONE	✓		✓		✓				✓

This **COLOR LIST** is just an indication; some slight variation may occur due to the limitation of the print process.

COLOR SELECTION

Fabric Colors





Wood Colors

Superpan Decor



HPL



This **COLOR LIST** is just an indication; some slight variation may occur due to the limitation of the print process.



Maani & Partners Furniture Co.

Jordan: T +962 (6) 581 93 44 | T +962 (6) 412 91 19

KSA: +966 582 28 03 53

pmo@maani.com | sales@maani.com

www.maani.com